

58. ADAC Barbarossapreis

MSC-Sinzig e.V. im ADAC, Arienheller Str. 41a, D-56598 Rheinbrohl

Nürburgring, Länge 24358 m

Nürburgring Langstrecken-Serie



DMSB Reg.-Nr. R-15499/26

Sector Times Rennen

3		Verstappen(1) / Juncadella(2) / Gounon(3)		Mercedes-AMG GT3		theoretical besttime:7:51.792	
Lap	Driver	Laptime	Sector 1	Sector 2	Sector 3	Sector 4	Sector 5
1	1	7:57.646	1:07.874	1:03.264	1:56.818	3:00.884	48.806
2	1	7:53.552 #	1:05.535	1:02.730	1:55.912	3:00.725	48.650
3	1	8:25.170	1:05.498	1:02.384	1:56.164	3:31.863	49.261
4	1	8:28.944	1:05.596	1:02.184	1:57.041	3:35.437	48.686
5	1	7:55.577	1:05.722	1:03.243	1:55.911	3:02.460	48.241
6	1	7:55.414	1:06.249	1:03.467	1:55.648	3:01.657	48.393
7	1	8:03.150	1:05.580	1:02.436	1:55.371	3:03.764	
8	2	11:02.442	4:03.040	1:07.222	1:58.714	3:04.486	48.980
9	2	8:14.868	1:08.565	1:03.096	2:01.711	3:12.457	49.039
10	2	8:27.339	1:06.101	1:05.330	2:13.629	3:13.657	48.622
11	2	8:04.246	1:05.725	1:02.543	2:01.438	3:06.105	48.435
12	2	8:00.001	1:05.710	1:03.880	1:56.058	3:05.943	48.410
13	2	8:00.979	1:06.118	1:03.913	1:58.551	3:04.055	48.342
14	2	8:18.666	1:06.331	1:03.885	1:59.678	3:20.407	48.365
15	2	8:52.651	1:06.303	1:04.276	2:00.374	3:45.797	
16	3	11:51.638	4:13.721	1:03.965	2:00.431	3:44.456	49.065
17	3	8:39.930	1:05.381	1:04.157	1:56.688	3:44.485	49.219
18	3	8:02.091	1:06.711	1:03.411	1:59.098	3:04.428	48.443
19	3	8:02.891	1:05.519	1:02.932	1:59.409	3:06.078	48.953
20	3	8:02.907	1:05.968	1:04.692	1:57.754	3:05.747	48.746
21	3	7:59.166	1:05.961	1:03.395	1:56.814	3:03.933	49.063
22	3	8:02.674	1:06.365	1:05.780	1:57.881	3:03.908	48.740
23	3	8:10.401	1:06.382	1:03.407	1:59.380	3:05.003	
24	1	10:23.103	3:32.281	1:03.246	1:57.824	3:00.870	48.882
25	1	7:54.117	1:05.381	1:03.394	1:55.785	3:01.426	48.131
26	1	8:01.793	1:05.941	1:02.904	1:58.520	3:05.625	48.803
27	1	7:58.830	1:06.005	1:04.229	1:56.382	3:03.305	48.909
28	1	7:59.268	1:06.066	1:02.511	1:58.672	3:03.335	48.684
29	1	8:03.874	1:06.064	1:04.095	1:59.146	3:04.186	50.383

5		Kaya(1) / Piana(2) / Stursberg(3)		Porsche 911 GT3 R		theoretical besttime:7:59.067	
Lap	Driver	Laptime	Sector 1	Sector 2	Sector 3	Sector 4	Sector 5
1	2	8:16.468	1:12.550	1:08.592	2:00.661	3:06.058	48.607
2	2	8:04.104	1:06.845	1:04.070	1:58.560	3:05.591	49.038
3	2	8:34.168	1:06.495	1:03.850	1:57.762	3:36.934	49.127
4	2	8:36.097	1:06.441	1:04.816	1:58.608	3:37.111	49.121
5	2	8:05.450	1:06.536	1:06.684	1:59.305	3:04.255	48.670
6	2	8:04.528	1:06.672	1:04.828	1:59.245	3:04.895	48.888
7	2	8:09.149	1:07.172	1:04.196	1:57.341	3:03.896	
8	3	11:22.587	4:01.537	1:06.904	2:00.959	3:10.267	1:02.920
9	3	8:55.236	1:28.789	1:04.682	2:05.082	3:27.566	49.117
10	3	8:38.170	1:07.443	1:05.191	2:16.094	3:20.138	49.304



58. ADAC Barbarossapreis

MSC-Sinzig e.V. im ADAC, Arienheller Str. 41a, D-56598 Rheinbrohl

Nürburgring, Länge 24358 m

Nürburgring Langstrecken-Serie



DMSB Reg.-Nr. R-15499/26

Sector Times Rennen

11	3	8:14.092	1:06.964	1:04.958	2:00.335	3:11.822	50.013
12	3	8:09.285	1:06.864	1:05.068	2:01.216	3:07.679	48.458
13	3	8:28.778	1:07.947	1:05.212	2:01.997	3:24.296	49.326
14	3	8:28.422	1:06.913	1:05.634	1:59.642	3:27.096	49.137
15	3	9:02.254	1:07.259	1:04.967	2:00.631	3:52.947	
16	1	12:08.259	4:14.250	1:06.963	2:04.150	3:53.532	49.364
17	1	8:25.826	1:07.710	1:08.422	2:06.256	3:14.043	49.395
18	1	8:20.978	1:08.015	1:08.007	2:01.692	3:13.574	49.690
19	1	8:19.509	1:07.888	1:06.492	2:03.156	3:12.791	49.182
20	1	8:18.407	1:07.872	1:06.147	2:03.972	3:11.059	49.357
21	1	8:26.413	1:08.116	1:05.888	2:02.788	3:11.270	
22	2	10:33.349	3:33.113	1:04.673	1:59.688	3:06.332	49.543
23	2	8:04.345	1:06.358	1:03.963	1:58.230	3:06.699	49.095
24	2	8:02.322	1:06.649	1:04.565	1:58.792	3:03.550	48.766
25	2	8:03.674	1:06.450	1:03.936	1:58.699	3:05.840	48.749
26	2	8:03.680	1:06.541	1:05.594	1:58.248	3:04.516	48.781
27	2	8:15.151	1:06.834	1:09.485	1:57.544	3:04.756	
28	2	9:24.112	2:13.360	1:04.857	1:58.811	3:05.328	1:01.756
29	2	8:00.301 #	1:07.308	1:03.716	1:57.625	3:03.202	48.450

7	Paul(1) / Engelhart(2) / Stalidzane(3)			Lamborghini Huracan GT3			theoretical besttime:7:55.033	
Lap	Driver	Laptime	Sector 1	Sector 2	Sector 3	Sector 4	Sector 5	
1	1	8:06.296	1:12.193	1:05.634	1:57.514	3:02.745	48.210	
2	1	7:57.688	1:06.605	1:03.542	1:56.731	3:02.471	48.339	
3	1	8:29.970	1:06.548	1:03.991	1:59.142	3:31.059	49.230	
4	1	8:37.540	1:07.760	1:05.789	1:58.367	3:36.798	48.826	
5	1	8:03.572	1:07.043	1:03.890	1:59.028	3:03.758	49.853	
6	1	7:59.893	1:07.400	1:04.673	1:57.064	3:02.746	48.010	
7	1	8:08.742	1:06.216	1:03.619	1:57.237	3:06.130		
8	2	11:03.798	4:04.573	1:04.352	1:58.401	3:05.717	50.755	
9	2	8:36.535	1:24.516	1:04.078	2:05.682	3:13.989	48.270	
10	2	8:34.212	1:06.492	1:03.553	2:18.366	3:17.107	48.694	
11	2	8:07.084	1:06.667	1:04.458	2:00.448	3:07.160	48.351	
12	2	8:07.379	1:05.817	1:04.703	2:00.177	3:08.260	48.422	
13	2	8:02.838	1:05.801	1:04.012	1:58.803	3:06.162	48.060	
14	2	8:11.245	1:05.708	1:05.616	1:58.099	3:13.047	48.775	
15	2	8:50.223	1:06.671	1:03.809	1:58.322	3:45.782		
16	3	12:04.858	4:15.061	1:06.601	2:02.153	3:48.906	52.137	
17	3	8:32.632	1:06.617	1:04.726	2:00.410	3:32.408	48.471	
18	3	8:05.463	1:06.755	1:03.793	1:58.689	3:06.471	49.755	
19	3	8:02.936	1:07.258	1:03.863	1:58.778	3:05.759	47.278	
20	3	8:11.461	1:07.526	1:05.973	2:01.402	3:08.078	48.482	
21	3	8:04.221	1:06.930	1:04.627	2:00.191	3:03.915	48.558	
22	3	8:04.169	1:06.826	1:04.016	1:59.269	3:05.817	48.241	
23	3	8:19.201	1:06.667	1:06.479	2:04.341	3:04.525		




58. ADAC Barbarossapreis

MSC-Sinzig e.V. im ADAC, Arienheller Str. 41a, D-56598 Rheinbrohl

Nürburgring, Länge 24358 m

Nürburgring Langstrecken-Serie



DMSB Reg.-Nr. R-15499/26

Sector Times Rennen

24	2	10:22.567	3:24.567	1:03.730	1:58.375	3:07.704	48.191
25	2	8:00.802	1:07.270	1:03.795	1:59.033	3:02.389	48.315
26	2	8:01.666	1:05.613	1:03.923	1:58.315	3:04.836	48.979
27	2	7:56.888 #	1:05.740	1:03.022	1:57.245	3:02.570	48.311
28	2	8:07.891	1:07.938	1:03.195	1:58.876	3:08.096	49.786
29	2	8:06.292	1:05.776	1:03.842	1:58.140	3:09.505	49.029

8	Veremenko(1) / 'SELV'(2)		Audi R8 LMS GT3			theoretical besttime:8:06.745	
---	--------------------------	--	-----------------	--	--	-------------------------------	--

Lap	Driver	Laptime	Sector 1	Sector 2	Sector 3	Sector 4	Sector 5
1	2	8:32.005	1:17.141	1:11.081	2:03.938	3:10.499	49.346
2	2	8:22.453	1:07.695	1:05.997	2:01.291	3:18.251	49.219
3	2	8:57.451	1:07.352	1:06.313	2:00.436	3:53.972	49.378
4	2	9:04.973	1:07.892	1:07.393	2:02.246	3:55.326	52.116
5	2	8:15.534	1:08.093	1:06.438	2:01.806	3:10.554	48.643
6	2	8:23.367	1:08.209	1:08.130	2:03.887	3:14.404	48.737
7	2	8:24.490	1:08.446	1:06.082	2:01.954	3:10.988	
8	1	13:12.998	4:09.153	1:06.998	3:43.126	3:22.712	51.009
9	1	8:40.146	1:07.741	1:05.838	2:17.683	3:19.522	49.362
10	1	8:31.830	1:07.624	1:04.795	2:14.971	3:13.500	50.940
11	1	8:13.921	1:07.745	1:05.170	2:02.251	3:09.419	49.336
12	1	8:12.200	1:07.912	1:05.190	2:00.970	3:07.895	50.233
13	1	8:33.051	1:07.848	1:04.811	1:59.540	3:29.831	51.021
14	1	8:39.450	1:07.824	1:04.771	1:59.637	3:37.596	49.622
15	1	9:08.834	1:08.108	1:06.626	2:01.558	3:54.720	
16	2	12:07.788	4:12.340	1:06.603	2:02.705	3:56.711	49.429
17	2	8:17.237	1:08.338	1:05.944	2:02.124	3:11.324	49.507
18	2	8:13.105	1:07.427	1:05.340	2:01.476	3:09.837	49.025
19	2	8:34.390	1:08.017	1:05.482	2:03.718	3:15.013	
20	1	10:46.542	3:38.929	1:06.339	2:02.836	3:08.903	49.535
21	1	8:12.467	1:08.268	1:05.796	2:01.050	3:07.630	49.723
22	1	8:12.248	1:07.446	1:06.462	2:00.440	3:06.847	51.053
23	1	8:13.869	1:08.920	1:05.740	1:59.692	3:08.933	50.584
24	1	8:08.063 #	1:07.530	1:04.363	1:59.554	3:07.903	48.713
25	1	8:21.196	1:08.501	1:05.300	2:02.499	3:08.020	
26	1	9:29.889	2:23.196	1:06.331	2:01.454	3:09.801	49.107
27	1	8:29.116	1:07.745	1:05.369	2:01.190	3:10.871	1:03.941
28	1	8:14.207	1:08.809	1:05.805	2:00.606	3:09.204	49.783

16	Haase(1) / Hantke(2)		Audi R8 LMS GT3 EVO II			theoretical besttime:7:51.618	
----	----------------------	--	------------------------	--	--	-------------------------------	--

Lap	Driver	Laptime	Sector 1	Sector 2	Sector 3	Sector 4	Sector 5
1	1	7:57.295	1:08.611	1:03.467	1:56.686	3:00.273	48.258
2	1	7:52.737 #	1:05.283	1:02.838	1:55.980	3:00.119	48.517
3	1	8:22.960	1:05.375	1:02.792	1:56.810	3:28.713	49.270
4	1	8:31.528	1:05.904	1:04.464	1:57.446	3:35.111	48.603
5	1	7:56.150	1:05.943	1:03.364	1:56.070	3:02.305	48.468




58. ADAC Barbarossapreis

MSC-Sinzig e.V. im ADAC, Arienheller Str. 41a, D-56598 Rheinbrohl

Nürburgring, Länge 24358 m

Nürburgring Langstrecken-Serie



DMSB Reg.-Nr. R-15499/26

Sector Times Rennen

6	1	7:54.708	1:06.175	1:03.388	1:55.749	3:00.638	48.758
7	1	8:04.998	1:05.756	1:02.843	1:55.256	3:04.106	
8	2	11:08.572	4:01.880	1:07.803	2:01.132	3:07.883	49.874
9	2	8:27.919	1:07.282	1:08.714	2:03.932	3:18.726	49.265
10	2	8:40.887	1:07.157	1:05.675	2:17.202	3:21.678	49.175
11	2	8:12.347	1:06.916	1:04.972	2:00.849	3:10.633	48.977
12	2	8:11.131	1:08.048	1:07.700	1:59.812	3:06.521	49.050
13	2	8:17.139	1:06.743	1:04.981	2:02.424	3:13.793	49.198
14	2	8:21.342	1:07.082	1:05.585	1:59.249	3:20.006	49.420
15	2	8:54.082	1:06.465	1:04.723	2:00.490	3:46.111	
16	1	11:47.403	4:13.256	1:04.241	1:57.808	3:43.539	48.559
17	1	8:22.441	1:06.447	1:02.988	1:57.066	3:27.292	48.648
18	1	7:59.031	1:06.070	1:02.779	1:57.228	3:02.514	50.440
19	1	7:58.142	1:07.013	1:03.203	1:56.158	3:03.565	48.203
20	1	7:58.817	1:06.122	1:03.256	1:57.863	3:03.395	48.181
21	1	7:59.769	1:06.559	1:04.184	1:56.713	3:03.964	48.349
22	1	8:00.843	1:06.300	1:02.858	1:56.929	3:06.128	48.628
23	1	8:07.134	1:05.797	1:04.123	1:56.991	3:03.452	
24	2	10:33.894	3:28.388	1:07.044	2:00.301	3:09.192	48.969
25	2	8:05.255	1:07.183	1:04.974	1:59.311	3:05.037	48.750
26	2	8:02.820	1:06.664	1:04.905	1:58.753	3:03.757	48.741
27	2	8:13.564	1:07.994	1:04.172	2:00.760	3:11.807	48.831
28	2	8:05.388	1:06.339	1:04.778	1:59.008	3:06.753	48.510
29	2	8:16.764	1:07.061	1:05.921	2:04.901	3:09.923	48.958

17		Bocolacci(1) / Menzel(2)		Porsche 911 GT3 R		theoretical besttime:7:56.544	
Lap	Driver	Laptime	Sector 1	Sector 2	Sector 3	Sector 4	Sector 5
1	2	8:17.362	1:13.891	1:07.903	2:01.477	3:05.466	48.625
2	2	8:05.300	1:07.550	1:03.470	1:58.587	3:06.967	48.726
3	2	8:42.179	1:06.928	1:03.032	1:57.963	3:45.174	49.082
4	2	8:31.412	1:07.150	1:04.521	1:58.997	3:32.253	48.491
5	2	8:08.607	1:06.572	1:03.654	1:58.139	3:04.163	
6	1	10:23.217	3:20.480	1:03.790	2:00.228	3:08.616	50.103
7	1	8:05.282	1:06.691	1:05.131	1:58.653	3:04.460	50.347
8	1	8:03.520	1:06.463	1:03.083	1:58.335	3:06.681	48.958
9	1	8:32.361	1:19.343	1:03.926	2:05.407	3:14.819	48.866
10	1	8:33.932	1:06.522	1:03.452	2:16.083	3:18.931	48.944
11	1	8:03.067	1:06.449	1:03.292	1:59.517	3:04.641	49.168
12	1	8:06.520	1:06.657	1:07.021	2:00.147	3:03.775	48.920
13	1	8:16.277	1:06.465	1:03.851	1:59.901	3:09.727	
14	2	11:29.931	4:16.090	1:03.508	1:58.272	3:22.152	49.909
15	2	8:43.186	1:06.160	1:03.647	1:59.403	3:44.831	49.145
16	2	8:40.349	1:05.977	1:03.655	1:57.908	3:44.041	48.768
17	2	8:27.572	1:06.440	1:03.180	1:58.895	3:30.264	48.793
18	2	7:58.372 #	1:06.127	1:03.164	1:57.644	3:02.656	48.781



58. ADAC Barbarossapreis

MSC-Sinzig e.V. im ADAC, Arienheller Str. 41a, D-56598 Rheinbrohl

Nürburgring, Länge 24358 m

Nürburgring Langstrecken-Serie



DMSB Reg.-Nr. R-15499/26

Sector Times Rennen

19	2	8:01.179	1:06.450	1:05.100	1:57.043	3:04.049	48.537
20	2	8:04.030	1:06.051	1:03.292	1:58.445	3:07.342	48.900
21	2	8:07.017	1:06.865	1:03.805	1:56.835	3:02.285	
22	1	11:07.041	4:07.424	1:05.308	1:59.024	3:06.051	49.234
23	1	8:05.772	1:06.817	1:04.660	1:58.889	3:06.165	49.241
24	1	8:06.143	1:06.100	1:02.956	1:58.355	3:07.597	51.135
25	1	7:59.497	1:06.218	1:03.422	1:57.449	3:03.649	48.759
26	1	8:02.130	1:06.775	1:03.892	1:58.386	3:04.244	48.833
27	1	8:02.475	1:06.441	1:03.153	1:57.797	3:05.927	49.157
28	1	8:09.930	1:08.886	1:04.087	1:59.724	3:06.438	50.795
29	1	8:08.957	1:06.706	1:03.988	1:58.458	3:11.099	48.706

19	Van Roon(1) / Coronel(2) / van Buren(3)			Audi R8 LMS GT3		theoretical besttime:8:03.143		
Lap	Driver	Laptime	Sector 1	Sector 2	Sector 3	Sector 4	Sector 5	
1	2	8:30.495	1:16.748	1:10.658	2:04.006	3:10.485	48.598	
2	2	8:22.920	1:08.351	1:06.363	2:00.974	3:18.054	49.178	
3	2	8:51.121	1:06.392	1:06.411	2:01.736	3:48.153	48.429	
4	2	9:03.857	1:07.958	1:05.004	2:03.568	3:54.301	53.026	
5	2	8:12.308	1:07.324	1:04.723	2:02.618	3:08.503	49.140	
6	2	8:15.816	1:07.896	1:04.909	2:02.628	3:10.077	50.306	
7	2	9:16.266	1:07.211	1:05.919	2:00.202	3:05.290		
8	1	11:11.483	3:06.051	1:10.726	2:08.426	3:28.796	1:17.484	
9	1	9:16.054	1:10.355	1:09.607	2:25.982	3:37.994	52.116	
10	1	9:14.515	1:10.405	1:10.326	2:23.834	3:38.587	51.363	
11	1	8:48.226	1:10.467	1:11.266	2:10.009	3:25.368	51.116	
12	1	8:43.624	1:10.337	1:11.084	2:09.360	3:21.217	51.626	
13	1	9:00.163	1:10.310	1:10.794	2:08.857	3:39.085	51.117	
14	1	9:28.781	1:10.884	1:09.907	2:12.752	4:04.090	51.148	
15	1	10:17.292	1:09.969	1:09.688	2:07.371	3:59.164		
16	3	11:02.700	3:27.097	1:05.729	2:02.839	3:38.184	48.851	
17	3	8:11.376	1:06.624	1:04.908	1:59.595	3:11.266	48.983	
18	3	8:06.727	1:06.649	1:04.705	1:58.962	3:07.508	48.903	
19	3	8:10.061	1:06.946	1:04.190	2:00.491	3:08.596	49.838	
20	3	8:10.406	1:07.459	1:06.469	2:00.273	3:07.259	48.946	
21	3	8:06.592	1:06.850	1:05.343	1:59.497	3:05.902	49.000	
22	3	8:13.833	1:06.538	1:05.245	2:02.369	3:10.671	49.010	
23	3	9:27.604	1:07.953	1:07.975	2:00.530	3:07.971		
24	2	9:27.673	2:20.397	1:06.999	2:01.040	3:10.013	49.224	
25	2	8:06.936	1:06.407	1:04.646	1:59.670	3:06.937	49.276	
26	2	8:07.280	1:06.532	1:05.959	1:59.951	3:05.867	48.971	
27	2	8:21.698	1:06.806	1:05.345	1:59.790	3:07.026	1:02.731	
28	2	8:05.126 #	1:06.764	1:04.224	2:00.308	3:05.170	48.660	



58. ADAC Barbarossapreis

MSC-Sinzig e.V. im ADAC, Arienheller Str. 41a, D-56598 Rheinbrohl

Nürburgring, Länge 24358 m

Nürburgring Langstrecken-Serie



DMSB Reg.-Nr. R-15499/26

Sector Times Rennen

23		Zsigo(1) / Kranz(2) / Jahn(3)		BMW M4 GT3 EVO		theoretical besttime:7:55.535	
Lap	Driver	Laptime	Sector 1	Sector 2	Sector 3	Sector 4	Sector 5
1	3	8:15.234	1:12.473	1:07.809	2:00.181	3:06.547	48.224
2	3	7:58.565	1:06.144	1:03.552	1:57.094	3:03.292	48.483
3	3	8:30.845	1:06.274	1:03.578	1:58.248	3:34.300	48.445
4	3	8:35.559	1:06.511	1:05.770	1:58.170	3:36.875	48.233
5	3	8:06.811	1:06.626	1:06.171	1:58.209	3:05.429	50.376
6	3	8:03.226	1:06.795	1:05.340	1:57.984	3:04.587	48.520
7	3	8:08.581	1:06.860	1:03.585	1:57.365	3:05.053	
8	2	10:59.374	4:01.027	1:04.846	1:57.956	3:04.168	51.377
9	2	8:44.629	1:28.155	1:04.867	2:04.056	3:19.020	48.531
10	2	8:31.795	1:06.461	1:04.752	2:14.392	3:17.648	48.542
11	2	8:05.337	1:06.764	1:04.456	1:59.351	3:06.658	48.108
12	2	8:08.263	1:06.660	1:03.909	2:00.135	3:09.038	48.521
13	2	8:06.562	1:06.745	1:04.254	1:57.926	3:09.429	48.208
14	2	8:09.021	1:07.199	1:04.462	1:57.723	3:10.281	49.356
15	2	8:54.969	1:06.636	1:03.641	1:59.682	3:47.729	
16	3	12:00.661	4:22.011	1:04.579	1:58.763	3:46.831	48.477
17	3	8:23.406	1:05.752	1:03.303	1:57.661	3:28.620	48.070
18	3	8:02.652	1:06.261	1:03.208	1:57.336	3:07.679	48.168
19	3	7:57.408	1:06.010	1:03.255	1:56.754	3:04.239	47.150
20	3	8:04.495	1:06.383	1:05.146	1:58.972	3:05.878	48.116
21	3	8:04.149	1:06.285	1:04.431	2:00.511	3:04.523	48.399
22	3	7:56.897 #	1:05.917	1:02.998	1:57.063	3:02.881	48.038
23	3	8:06.862	1:06.450	1:04.185	1:56.841	3:03.995	
24	1	11:01.889	3:23.214	1:10.330	2:09.982	3:27.475	50.888
25	1	8:44.366	1:09.984	1:10.289	2:06.215	3:27.058	50.820
26	1	8:48.646	1:10.912	1:10.344	2:10.192	3:25.789	51.409
27	1	8:48.689	1:10.298	1:10.451	2:09.025	3:27.702	51.213
28	1	8:44.461	1:11.016	1:09.308	2:07.823	3:24.630	51.684
29	1	8:44.377	1:10.124	1:09.925	2:07.954	3:24.878	51.496

30		Kim(1) / 'Recardo'(2) / 'Steven'(3) / Seefried(4)		Porsche 911 GT3 R		theoretical besttime:	
Lap	Driver	Laptime	Sector 1	Sector 2	Sector 3	Sector 4	Sector 5
1	2	8:19.801 #	1:15.652	1:08.245	2:01.150	3:06.029	48.725

32		Nakayama(1) / Gülden(2) / Sandtler(3)		Mercedes-AMG GT3		theoretical besttime:8:07.334	
Lap	Driver	Laptime	Sector 1	Sector 2	Sector 3	Sector 4	Sector 5
1	1	8:37.801	1:19.623	1:10.896	2:05.254	3:12.817	49.211
2	1	8:38.241	1:09.060	1:06.910	2:03.292	3:29.021	49.958
3	1	8:52.777	1:07.944	1:06.785	2:01.327	3:47.345	49.376
4	1	9:02.151	1:08.302	1:06.208	2:02.104	3:52.106	53.431
5	1	8:16.171	1:07.598	1:06.393	2:02.465	3:09.387	50.328
6	1	8:27.536	1:08.190	1:05.564	2:02.366	3:12.936	




58. ADAC Barbarossapreis

MSC-Sinzig e.V. im ADAC, Arienheller Str. 41a, D-56598 Rheinbrohl

Nürburgring, Länge 24358 m

Nürburgring Langstrecken-Serie



DMSB Reg.-Nr. R-15499/26

Sector Times Rennen

7	3	10:55.864	3:45.309	1:07.462	2:03.658	3:09.760	49.675
8	3	8:53.658	1:09.111	1:08.479	2:03.302	3:16.505	1:16.261
9	3	8:43.284	1:08.713	1:05.828	2:17.204	3:22.120	49.419
10	3	8:40.129	1:08.279	1:05.840	2:16.122	3:20.309	49.579
11	3	8:15.482	1:08.171	1:05.764	2:02.537	3:07.746	51.264
12	3	8:13.955	1:08.301	1:05.577	2:00.889	3:09.532	49.656
13	3	8:31.915	1:08.509	1:06.650	2:02.131	3:24.070	50.555
14	3	8:46.571	1:08.351	1:06.109	2:01.555	3:33.070	
15	2	12:03.419	4:14.332	1:05.881	2:01.549	3:52.019	49.638
16	2	8:58.252	1:07.199	1:04.940	2:01.531	3:54.936	49.646
17	2	8:11.681	1:07.595	1:05.572	2:00.618	3:09.005	48.891
18	2	8:13.571	1:07.647	1:04.994	2:01.327	3:10.226	49.377
19	2	8:11.144	1:07.508	1:05.567	2:00.933	3:08.064	49.072
20	2	8:14.728	1:08.040	1:05.678	2:00.284	3:11.300	49.426
21	2	8:10.657 #	1:07.673	1:05.125	2:00.466	3:07.464	49.929
22	2	8:16.697	1:08.376	1:05.117	1:59.837	3:06.794	
23	1	11:00.695	3:38.909	1:09.198	2:06.629	3:16.002	49.957
24	1	8:21.955	1:07.067	1:09.369	2:03.756	3:12.196	49.567
25	1	8:13.641	1:07.204	1:05.519	2:01.637	3:10.459	48.822
26	1	8:15.459	1:07.433	1:09.000	2:01.715	3:07.816	49.495
27	1	8:12.983	1:07.515	1:04.814	2:00.651	3:10.123	49.880
28	1	8:12.197	1:07.507	1:05.808	1:59.941	3:09.590	49.351

33	Vazquez-Garcia(1) / Leib(2) / di Martino(3) / Brück(4)	Audi R8 GT3 EVO II	theoretical besttime:8:10.214				
----	--	--------------------	-------------------------------	--	--	--	--

Lap	Driver	Laptime	Sector 1	Sector 2	Sector 3	Sector 4	Sector 5
1	4	8:28.769	1:15.753	1:10.659	2:03.501	3:09.328	49.528
2	4	8:16.837	1:06.741	1:05.661	2:00.570	3:14.339	49.526
3	4	8:45.087	1:06.923	1:05.438	2:00.752	3:42.090	49.884
4	4	8:45.987	1:06.805	1:08.710	2:03.510	3:37.211	49.751
5	4	8:20.160	1:07.940	1:08.862	2:02.392	3:11.957	49.009
6	4	8:16.181 #	1:07.804	1:05.990	2:02.315	3:10.831	49.241
7	4	8:20.257	1:07.167	1:06.117	2:00.808	3:08.456	
8	2	11:51.845	4:07.836	1:06.589	2:02.849	3:18.108	1:16.463
9	2	9:22.081	1:08.406	1:07.326	2:20.970	3:41.548	
10	2	12:38.464	2:58.818	1:08.808	2:42.919	4:22.951	

34	Krognes(1) / Drudi(2)	Aston Martin Vantage GT3 EVO	theoretical besttime:7:55.422				
----	-----------------------	------------------------------	-------------------------------	--	--	--	--

Lap	Driver	Laptime	Sector 1	Sector 2	Sector 3	Sector 4	Sector 5
1	2	8:03.874	1:11.344	1:04.657	1:57.713	3:01.972	48.188
2	2	7:57.843	1:06.732	1:03.627	1:56.992	3:01.990	48.502
3	2	8:31.461	1:07.932	1:03.874	1:59.503	3:28.595	51.557
4	2	8:36.219	1:08.299	1:05.419	1:58.565	3:35.194	48.742
5	2	8:12.488	1:07.864	1:04.477	1:59.493	3:03.447	
6	2	10:19.559	3:22.418	1:04.505	1:58.619	3:05.607	48.410
7	2	8:05.743	1:06.894	1:05.393	1:59.970	3:05.069	48.417



58. ADAC Barbarossapreis

MSC-Sinzig e.V. im ADAC, Arienheller Str. 41a, D-56598 Rheinbrohl

Nürburgring, Länge 24358 m

Nürburgring Langstrecken-Serie



DMSB Reg.-Nr. R-15499/26

Sector Times Rennen

8	2	8:02.791	1:06.851	1:04.075	1:57.860	3:05.331	48.674
9	2	8:17.709	1:07.122	1:06.128	2:00.881	3:14.137	49.441
10	2	8:27.743	1:07.151	1:04.328	2:12.555	3:15.183	48.526
11	2	8:10.815	1:06.556	1:03.841	2:00.267	3:10.853	49.298
12	2	8:02.868	1:06.713	1:04.309	1:58.836	3:04.144	48.866
13	2	8:13.080	1:06.644	1:06.614	1:58.067	3:05.680	
14	1	11:26.427	4:13.358	1:06.058	1:58.823	3:19.278	48.910
15	1	8:41.467	1:06.513	1:04.462	1:58.488	3:41.870	50.134
16	1	8:43.060	1:07.330	1:03.650	1:56.954	3:45.609	49.517
17	1	8:32.528	1:06.077	1:04.635	1:57.117	3:36.312	48.387
18	1	8:02.732	1:06.649	1:03.693	1:57.756	3:05.881	48.753
19	1	8:05.553	1:06.629	1:03.372	1:57.865	3:08.155	49.532
20	1	8:01.537	1:06.942	1:03.550	1:56.974	3:05.900	48.171
21	1	8:07.199	1:06.639	1:04.456	1:57.140	3:03.008	
22	1	11:06.611	4:11.370	1:04.277	1:58.686	3:03.439	48.839
23	1	7:55.689 #	1:06.155	1:02.934	1:56.773	3:01.718	48.109
24	1	8:03.532	1:07.062	1:04.584	1:57.730	3:05.632	48.524
25	1	8:00.574	1:07.745	1:03.463	1:57.456	3:03.857	48.053
26	1	8:01.682	1:06.697	1:04.385	1:59.419	3:03.097	48.084
27	1	8:06.490	1:07.198	1:03.806	2:00.756	3:06.326	48.404
28	1	8:00.670	1:06.579	1:03.513	1:57.289	3:05.221	48.068
29	1	8:02.957	1:07.888	1:05.885	1:59.367	3:01.585	48.232

35	Fernandez Laser(1) / Villagomez(2) / Fetzer(3)	Aston Martin Vantage GT3 EVO	theoretical besttime:8:01.006				
----	--	------------------------------	-------------------------------	--	--	--	--

Lap	Driver	Laptime	Sector 1	Sector 2	Sector 3	Sector 4	Sector 5
1	2	8:20.337	1:15.985	1:08.367	2:01.103	3:05.956	48.926
2	2	8:05.856	1:07.293	1:04.689	1:58.536	3:06.798	48.540
3	2	8:45.033	1:07.221	1:04.336	1:58.256	3:46.588	48.632
4	2	8:44.534	1:07.945	1:06.890	2:02.292	3:37.922	49.485
5	2	8:10.977	1:08.252	1:05.121	2:01.312	3:06.890	49.402
6	2	8:19.641	1:07.630	1:05.913	2:00.923	3:08.579	
7	3	10:47.076	3:44.181	1:06.939	2:00.066	3:07.304	48.586
8	3	8:42.462	1:07.413	1:04.347	1:59.973	3:12.582	1:18.147
9	3	8:41.649	1:15.500	1:04.449	2:12.511	3:20.061	49.128
10	3	8:31.990	1:07.557	1:05.527	2:13.851	3:16.289	48.766
11	3	8:11.480	1:07.689	1:04.860	1:59.188	3:11.201	48.542
12	3	8:11.997	1:08.234	1:05.258	1:59.886	3:09.983	48.636
13	3	8:27.820	1:08.466	1:06.510	2:00.516	3:22.518	49.810
14	3	8:38.187	1:08.637	1:05.123	2:02.753	3:25.135	
15	1	12:01.493	4:13.985	1:04.775	2:02.347	3:50.919	49.467
16	1	8:46.087	1:06.630	1:03.775	1:59.583	3:46.708	49.391
17	1	8:08.347	1:06.890	1:04.642	2:00.576	3:07.293	48.946
18	1	8:04.786 #	1:06.859	1:04.434	1:59.694	3:04.865	48.934
19	1	8:06.006	1:07.172	1:04.918	1:58.690	3:06.299	48.927
20	1	8:05.672	1:07.392	1:04.548	1:59.509	3:05.359	48.864



58. ADAC Barbarossapreis

MSC-Sinzig e.V. im ADAC, Arienheller Str. 41a, D-56598 Rheinbrohl

Nürburgring, Länge 24358 m

Nürburgring Langstrecken-Serie



DMSB Reg.-Nr. R-15499/26

Sector Times Rennen

21	1	8:06.124	1:07.934	1:04.740	1:59.214	3:05.709	48.527
22	1	8:22.241	1:09.016	1:05.865	2:02.080	3:08.326	
23	3	10:47.610	3:49.933	1:04.068	1:58.007	3:06.653	48.949
24	3	8:06.267	1:06.894	1:04.043	1:57.768	3:08.441	49.121
25	3	8:08.804	1:06.901	1:03.825	2:01.539	3:07.383	49.156
26	3	8:05.544	1:07.053	1:04.843	1:58.671	3:04.306	50.671
27	3	8:09.660	1:07.190	1:09.488	1:59.746	3:04.427	48.809
28	3	8:12.846	1:08.176	1:05.863	2:03.107	3:06.026	49.674
29	3	8:08.740	1:07.475	1:05.848	2:00.192	3:05.137	50.088

37	Dumarey(1) / Dumarey(2) / Böckmann(3)	Aston Martin Vantage GT3	theoretical besttime:8:00.627				
----	---------------------------------------	--------------------------	-------------------------------	--	--	--	--

Lap	Driver	Laptime	Sector 1	Sector 2	Sector 3	Sector 4	Sector 5
1	2	8:33.364	1:17.367	1:11.543	2:04.090	3:11.350	49.014
2	2	8:30.591	1:08.111	1:06.942	2:01.824	3:24.078	49.636
3	2	8:53.644	1:07.360	1:05.482	2:00.169	3:50.908	49.725
4	2	9:00.404	1:07.715	1:06.216	2:02.365	3:52.387	51.721
5	2	8:14.918	1:07.837	1:06.094	2:02.013	3:10.075	48.899
6	2	8:24.124	1:08.473	1:08.682	2:03.562	3:14.589	48.818
7	2	8:30.943	1:09.140	1:08.550	2:02.489	3:13.856	
8	1	12:32.752	4:17.286	1:14.691	2:20.924	3:41.925	57.926
9	1	9:34.914	1:12.596	1:16.018	2:29.730	3:43.970	52.600
10	1	9:15.936	1:13.864	1:15.270	2:20.128	3:34.301	52.373
11	1	9:06.930	1:12.316	1:14.442	2:14.760	3:33.154	52.258
12	1	9:05.950	1:13.127	1:15.128	2:12.796	3:32.134	52.765
13	1	9:03.976	1:12.555	1:12.665	2:13.199	3:33.100	52.457
14	1	9:45.161	1:11.540	1:14.329	2:12.115	4:14.203	52.974
15	1	9:36.025	1:10.753	1:11.420	2:14.273	4:07.036	52.543
16	1	9:39.517	1:11.960	1:13.268	2:17.939	3:55.734	
17	3	11:49.012	4:43.260	1:04.605	2:01.136	3:10.673	49.338
18	3	8:03.613	1:06.229	1:03.797	1:59.564	3:04.933	49.090
19	3	8:07.861	1:06.602	1:06.761	2:00.325	3:05.159	49.014
20	3	8:16.963	1:06.412	1:05.596	1:59.442	3:07.221	
21	3	8:56.041	1:59.774	1:03.884	1:57.925	3:05.079	49.379
22	3	8:05.573	1:07.663	1:04.079	1:58.099	3:06.984	48.748
23	3	8:13.557	1:07.056	1:04.257	1:58.002	3:08.102	
24	3	9:48.085	2:51.655	1:03.801	1:58.969	3:04.552	49.108
25	3	8:08.903	1:06.660	1:03.329	1:58.739	3:10.596	49.579
26	3	8:02.247 #	1:06.667	1:03.507	1:58.368	3:04.396	49.309
27	3	8:20.496	1:07.237	1:04.813	1:59.730	3:07.125	1:01.591
28	3	8:13.423	1:07.828	1:06.238	2:00.259	3:09.273	49.825

44	Heinemann(1) / Müller(2)	Porsche 911 GT3 R	theoretical besttime:7:55.809				
----	--------------------------	-------------------	-------------------------------	--	--	--	--

Lap	Driver	Laptime	Sector 1	Sector 2	Sector 3	Sector 4	Sector 5
1	2	8:09.028	1:12.172	1:06.909	1:58.321	3:02.497	49.129
2	2	7:58.960	1:06.287	1:03.309	1:57.160	3:03.062	49.142




58. ADAC Barbarossapreis

MSC-Sinzig e.V. im ADAC, Arienheller Str. 41a, D-56598 Rheinbrohl

Nürburgring, Länge 24358 m

Nürburgring Langstrecken-Serie



DMSB Reg.-Nr. R-15499/26

Sector Times Rennen

3	2	8:34.156	1:06.359	1:03.168	1:58.510	3:34.730	51.389
4	2	8:37.285	1:06.797	1:05.268	1:56.822	3:39.062	49.336
5	2	7:57.936 #	1:06.254	1:04.186	1:56.681	3:01.895	48.920
6	2	7:59.051	1:07.113	1:03.357	1:57.491	3:02.278	48.812
7	2	8:08.567	1:06.505	1:03.152	1:57.522	3:05.243	
8	1	10:58.586	4:00.941	1:03.205	1:56.895	3:07.030	50.515
9	1	8:37.561	1:24.968	1:03.618	2:05.726	3:14.565	48.684
10	1	8:31.443	1:06.845	1:03.386	2:11.700	3:18.441	51.071
11	1	8:03.916	1:07.182	1:04.368	1:58.664	3:04.447	49.255
12	1	8:06.555	1:06.619	1:04.931	2:00.743	3:04.967	49.295
13	1	8:06.964	1:07.298	1:03.634	1:57.690	3:09.155	49.187
14	1	8:16.506	1:06.964	1:03.614	1:57.281	3:19.517	49.130
15	1	8:49.312	1:06.621	1:02.778	1:57.901	3:45.179	
16	2	11:45.550	4:10.455	1:03.340	1:57.570	3:44.957	49.228
17	2	8:24.315	1:06.855	1:03.161	1:57.838	3:27.629	48.832
18	2	7:59.852	1:06.206	1:02.775	1:58.007	3:04.001	48.863
19	2	8:06.575	1:06.906	1:03.578	2:03.612	3:03.883	48.596
20	2	8:01.676	1:06.811	1:02.798	1:58.471	3:04.733	48.863
21	2	8:00.368	1:07.053	1:04.326	1:57.707	3:02.545	48.737
22	2	8:03.274	1:06.433	1:04.984	1:57.145	3:05.454	49.258
23	2	8:10.677	1:06.359	1:03.592	1:58.313	3:06.413	
24	1	10:20.116	3:22.872	1:04.996	1:56.478	3:07.193	48.577
25	1	7:58.420	1:06.113	1:02.955	1:57.162	3:03.609	48.581
26	1	8:00.197	1:06.084	1:03.993	1:58.173	3:03.087	48.860
27	1	8:02.609	1:06.446	1:04.464	2:00.140	3:02.853	48.706
28	1	8:01.457	1:06.384	1:03.652	1:57.211	3:05.594	48.616
29	1	8:03.108	1:06.552	1:06.959	1:57.411	3:02.564	49.622

45		Perel(1) / Vermeulen(2) / Neubauer(3)		Ferrari 296 GT3		theoretical besttime:7:55.176	
Lap	Driver	Laptime	Sector 1	Sector 2	Sector 3	Sector 4	Sector 5
1	3	8:03.411	1:10.838	1:03.884	1:57.486	3:02.610	48.593
2	3	7:57.026 #	1:06.335	1:03.433	1:56.487	3:02.091	48.680
3	3	8:31.117	1:06.606	1:03.077	1:58.406	3:30.158	52.870
4	3	8:34.102	1:06.489	1:04.796	1:57.149	3:37.046	48.622
5	3	8:01.858	1:07.958	1:04.125	1:58.798	3:02.636	48.341
6	3	8:01.555	1:06.755	1:05.304	1:58.909	3:02.201	48.386
7	3	8:08.015	1:06.769	1:03.999	1:57.230	3:04.254	
8	1	11:00.709	4:04.190	1:03.230	1:58.197	3:06.273	48.819
9	1	8:31.886	1:19.014	1:03.934	2:05.804	3:14.486	48.648
10	1	8:39.342	1:06.457	1:03.744	2:15.879	3:23.638	49.624
11	1	8:04.950	1:06.291	1:03.922	1:59.369	3:04.634	50.734
12	1	8:08.199	1:06.094	1:03.999	2:04.042	3:04.333	49.731
13	1	8:07.141	1:06.282	1:03.683	1:58.224	3:09.179	49.773
14	1	8:15.847	1:06.653	1:02.984	1:57.112	3:20.718	48.380
15	1	8:50.062	1:06.496	1:02.926	1:58.444	3:44.997	



58. ADAC Barbarossapreis

MSC-Sinzig e.V. im ADAC, Arienheller Str. 41a, D-56598 Rheinbrohl

Nürburgring, Länge 24358 m

Nürburgring Langstrecken-Serie



DMSB Reg.-Nr. R-15499/26

Sector Times Rennen

16	2	11:54.016	4:13.623	1:03.608	1:58.068	3:48.934	49.783
17	2	8:24.737	1:05.701	1:04.263	1:56.439	3:29.059	49.275
18	2	8:00.836	1:05.670	1:03.120	1:57.012	3:06.358	48.676
19	2	8:01.703	1:05.690	1:04.471	1:58.106	3:03.959	49.477
20	2	8:00.874	1:06.863	1:03.222	1:57.351	3:05.213	48.225
21	2	8:04.917	1:06.134	1:04.540	2:00.086	3:05.067	49.090
22	2	8:02.484	1:06.683	1:03.511	1:56.446	3:04.670	51.174
23	2	8:06.155	1:06.016	1:02.875	1:57.568	3:02.681	
24	2	10:18.172	3:23.264	1:04.019	1:56.380	3:05.723	48.786
25	2	7:58.271	1:06.598	1:03.245	1:57.169	3:03.038	48.221
26	2	8:02.286	1:07.786	1:03.616	1:58.820	3:03.904	48.160
27	2	8:05.176	1:07.126	1:03.891	2:00.033	3:05.845	48.281
28	2	8:00.234	1:06.172	1:03.287	1:56.882	3:05.543	48.350
29	2	8:02.773	1:06.855	1:06.421	1:57.816	3:03.472	48.209

47		Fukuzumi(1) / Jesse Krohn(2) / Pittard(3) / Tsuboi(4)		Mercedes-AMG GT3		theoretical besttime:7:54.500	
Lap	Driver	Laptime	Sector 1	Sector 2	Sector 3	Sector 4	Sector 5
1	3	8:00.297	1:09.392	1:03.987	1:56.992	3:01.330	48.596
2	3	7:56.029 #	1:05.874	1:02.962	1:56.310	3:01.587	49.296
3	3	8:29.623	1:06.110	1:02.769	1:57.538	3:32.243	50.963
4	3	8:32.018	1:06.563	1:02.783	1:58.708	3:35.488	48.476
5	3	8:09.730	1:06.366	1:03.026	1:58.738	3:05.776	
6	1	10:29.705	3:24.491	1:04.731	2:01.347	3:10.354	48.782
7	1	8:08.018	1:08.219	1:05.113	1:59.122	3:06.387	49.177
8	1	8:02.730	1:06.171	1:03.661	1:57.750	3:06.386	48.762
9	1	8:15.669	1:06.502	1:04.053	2:01.726	3:15.130	48.258
10	1	8:28.985	1:06.749	1:05.081	2:13.450	3:14.545	49.160
11	1	8:06.675	1:06.135	1:03.297	1:59.277	3:09.550	48.416
12	1	8:06.838	1:06.450	1:03.583	1:58.451	3:07.318	51.036
13	1	8:11.810	1:06.579	1:04.733	1:57.246	3:07.225	
14	4	11:38.743	4:16.785	1:06.419	2:04.003	3:22.727	48.809
15	4	8:41.692	1:06.073	1:03.766	1:59.942	3:43.354	48.557
16	4	8:47.686	1:06.688	1:05.117	1:58.022	3:48.491	49.368
17	4	8:34.831	1:06.164	1:03.633	1:57.984	3:38.242	48.808
18	4	8:14.164	1:05.833	1:06.840	2:01.541	3:09.567	50.383
19	4	8:05.398	1:06.795	1:03.865	1:58.527	3:07.710	48.501
20	4	8:12.642	1:07.305	1:04.832	2:02.602	3:09.279	48.624
21	4	8:22.144	1:06.852	1:07.025	2:00.600	3:08.931	
22	2	11:14.780	4:12.544	1:04.709	1:58.936	3:09.624	48.967
23	2	8:02.034	1:06.523	1:03.574	1:58.294	3:04.648	48.995
24	2	8:02.977	1:06.945	1:03.384	1:56.939	3:06.941	48.768
25	2	8:03.164	1:06.889	1:04.533	1:58.595	3:04.587	48.560
26	2	8:03.444	1:06.835	1:03.649	1:58.455	3:05.490	49.015
27	2	7:59.359	1:06.671	1:03.758	1:57.583	3:02.790	48.557
28	2	8:03.930	1:06.621	1:03.840	1:57.810	3:04.849	50.810



58. ADAC Barbarossapreis

MSC-Sinzig e.V. im ADAC, Arienheller Str. 41a, D-56598 Rheinbrohl

Nürburgring, Länge 24358 m

Nürburgring Langstrecken-Serie



DMSB Reg.-Nr. R-15499/26

Sector Times Rennen

29	2	8:05.684	1:06.471	1:03.734	1:58.254	3:08.391	48.834
----	---	----------	----------	----------	----------	----------	--------

48	Assenheimer(1) / Müller(2) / Pereira(3)		Porsche 911 GT3 R		theoretical besttime:7:54.287		
----	---	--	-------------------	--	-------------------------------	--	--

Lap	Driver	Laptime	Sector 1	Sector 2	Sector 3	Sector 4	Sector 5
1	2	8:04.496	1:11.776	1:05.318	1:57.840	3:01.398	48.164
2	2	7:57.573 #	1:06.488	1:03.736	1:56.841	3:02.313	48.195
3	2	8:30.395	1:06.794	1:03.021	1:59.590	3:29.176	51.814
4	2	8:32.948	1:06.654	1:04.168	1:58.419	3:34.859	48.848
5	2	8:00.759	1:07.800	1:03.669	1:58.792	3:02.581	47.917
6	2	7:58.809	1:07.281	1:04.246	1:58.067	3:00.609	48.606
7	2	8:07.694	1:07.038	1:03.693	1:56.875	3:04.739	
8	1	10:57.367	4:01.088	1:04.439	1:58.375	3:04.835	48.630
9	1	8:21.165	1:09.074	1:04.861	2:04.072	3:13.899	49.259
10	1	8:30.479	1:06.608	1:04.736	2:13.699	3:16.866	48.570
11	1	8:07.866	1:06.469	1:04.022	1:59.086	3:10.283	48.006
12	1	8:03.302	1:07.587	1:06.268	1:57.536	3:03.484	48.427
13	1	8:08.368	1:07.527	1:05.346	1:59.672	3:07.393	48.430
14	1	8:18.488	1:06.447	1:04.260	1:59.932	3:19.204	48.645
15	1	8:54.599	1:07.234	1:04.156	1:57.972	3:47.800	
16	3	11:55.422	4:12.313	1:04.983	1:59.286	3:49.815	49.025
17	3	8:27.922	1:06.025	1:03.768	1:59.235	3:30.202	48.692
18	3	8:01.507	1:05.984	1:03.037	1:58.388	3:04.857	49.241
19	3	8:02.070	1:07.296	1:03.091	1:58.197	3:04.793	48.693
20	3	8:04.115	1:07.038	1:04.773	1:59.781	3:03.488	49.035
21	3	7:59.561	1:06.344	1:03.365	1:56.934	3:04.621	48.297
22	3	8:07.597	1:06.572	1:03.048	1:58.649	3:10.519	48.809
23	3	8:08.196	1:06.426	1:03.062	1:57.367	3:05.415	
24	3	10:28.051	3:25.607	1:05.779	1:59.283	3:08.196	49.186
25	3	7:58.274	1:06.413	1:03.198	1:57.252	3:03.125	48.286
26	3	8:01.774	1:07.299	1:04.054	1:58.698	3:03.891	47.832
27	3	8:04.825	1:06.052	1:04.489	2:00.898	3:05.144	48.242
28	3	8:01.056	1:06.215	1:03.728	1:57.026	3:05.798	48.289
29	3	8:02.436	1:06.791	1:06.508	1:57.435	3:03.098	48.604

54	Sturm(1) / Hartog(2) / Beretta(3)		Porsche 911 GT3 R		theoretical besttime:8:02.032		
----	-----------------------------------	--	-------------------	--	-------------------------------	--	--

Lap	Driver	Laptime	Sector 1	Sector 2	Sector 3	Sector 4	Sector 5
1	1	8:17.004	1:13.614	1:07.696	2:00.935	3:05.841	48.918
2	1	8:05.920 #	1:08.004	1:04.319	1:58.337	3:06.531	48.729
3	1	8:43.953	1:07.564	1:03.806	1:58.108	3:44.337	50.138
4	1	8:40.300	1:07.275	1:04.269	2:00.631	3:37.288	50.837
5	1	8:11.789	1:08.562	1:04.993	2:01.274	3:08.389	48.571
6	1	8:12.302	1:07.689	1:04.457	1:59.112	3:04.408	
7	3	11:06.340	4:00.258	1:08.225	2:01.277	3:07.381	49.199
8	3	8:44.446	1:07.139	1:04.623	2:00.069	3:15.093	1:17.522
9	3	8:39.181	1:12.498	1:04.374	2:13.273	3:20.131	48.905



58. ADAC Barbarossapreis

MSC-Sinzig e.V. im ADAC, Arienheller Str. 41a, D-56598 Rheinbrohl

Nürburgring, Länge 24358 m

Nürburgring Langstrecken-Serie



DMSB Reg.-Nr. R-15499/26

Sector Times Rennen

10	3	8:32.321	1:07.158	1:05.467	2:13.044	3:17.623	49.029
11	3	8:20.770	1:07.697	1:05.786	2:00.006	3:17.284	49.997
12	3	8:13.610	1:07.677	1:06.610	1:59.839	3:10.208	49.276
13	3	8:27.963	1:07.629	1:04.227	2:00.551	3:26.328	49.228
14	3	9:49.478	1:07.976	1:04.810	2:01.162	4:15.648	

55	Gott(1) / Farran(2)		BMW 230i			theoretical besttime:9:25.630	
-----------	----------------------------	--	-----------------	--	--	--------------------------------------	--

Lap	Driver	Laptime	Sector 1	Sector 2	Sector 3	Sector 4	Sector 5
1	1	9:36.924	1:20.845	1:15.674	2:18.564	3:45.875	55.966
2	1	9:53.213	1:17.051	1:15.238	2:18.503	4:05.619	56.802
3	1	10:00.139	1:16.952	1:15.052	2:20.601	4:10.093	57.441
4	1	9:30.409	1:17.104	1:14.930	2:19.416	3:41.264	57.695
5	1	9:29.929 #	1:17.699	1:15.751	2:19.865	3:39.563	57.051
6	1	9:34.182	1:18.679	1:15.052	2:20.331	3:42.624	57.496
7	1	10:13.163	1:17.056	1:16.782	2:20.504	3:47.295	
8	2	12:06.792	3:08.221	1:18.631	2:39.578	4:01.327	59.035
9	2	9:53.544	1:19.172	1:16.898	2:27.924	3:50.669	58.881
10	2	9:43.425	1:18.597	1:17.371	2:23.786	3:45.312	58.359
11	2	9:56.621	1:18.454	1:18.296	2:21.742	4:00.036	58.093
12	2	10:08.188	1:18.723	1:16.998	2:22.212	4:11.936	58.319
13	2	10:22.971	1:19.165	1:16.532	2:22.175	4:26.673	58.426
14	2	10:21.323	1:18.361	1:17.839	2:22.021	4:24.664	58.438
15	2	9:51.307	1:18.250	1:16.603	2:22.768	3:46.812	
16	1	11:37.464	3:23.426	1:15.490	2:20.222	3:41.215	57.111
17	1	9:31.399	1:17.704	1:15.641	2:20.523	3:40.179	57.352
18	1	9:30.950	1:18.141	1:15.170	2:20.000	3:40.438	57.201
19	1	9:35.092	1:18.327	1:15.768	2:21.539	3:40.962	58.496
20	1	9:31.070	1:18.405	1:16.981	2:19.193	3:39.279	57.212
21	1	9:34.525	1:17.652	1:15.675	2:22.335	3:39.952	58.911
22	1	9:33.999	1:18.460	1:16.266	2:20.855	3:41.443	56.975
23	1	9:39.636	1:18.285	1:15.419	2:20.656	3:40.953	
24	1	13:16.957	4:59.710	1:17.372	2:21.213	3:41.519	57.143

64	Maini(1) / Scherer(2) / Gjerdrum(3)		Ford Mustang GT3			theoretical besttime:7:57.261	
-----------	--	--	-------------------------	--	--	--------------------------------------	--

Lap	Driver	Laptime	Sector 1	Sector 2	Sector 3	Sector 4	Sector 5
1	1	8:19.140	1:15.394	1:08.147	2:01.072	3:06.094	48.433
2	1	8:05.634	1:06.573	1:03.958	1:58.362	3:08.008	48.733
3	1	8:45.023	1:06.453	1:04.713	1:59.222	3:45.629	49.006
4	1	8:37.583	1:07.022	1:05.084	2:01.155	3:33.393	50.929
5	1	8:11.787	1:06.864	1:04.960	2:02.969	3:08.623	48.371
6	1	8:13.478	1:07.676	1:04.543	1:59.108	3:04.690	
7	3	10:48.943	3:42.644	1:06.053	2:02.308	3:08.870	49.068
8	3	8:44.066	1:06.542	1:05.896	2:01.546	3:12.697	1:17.385
9	3	8:56.080	1:26.585	1:05.716	2:12.940	3:21.100	49.739
10	3	8:33.915	1:06.880	1:06.035	2:13.612	3:17.306	50.082




58. ADAC Barbarossapreis

MSC-Sinzig e.V. im ADAC, Arienheller Str. 41a, D-56598 Rheinbrohl

Nürburgring, Länge 24358 m

Nürburgring Langstrecken-Serie



DMSB Reg.-Nr. R-15499/26

Sector Times Rennen

11	3	8:19.893	1:07.548	1:05.190	2:00.534	3:16.434	50.187
12	3	8:12.531	1:06.592	1:06.973	2:00.449	3:10.047	48.470
13	3	8:27.978	1:07.584	1:05.385	2:01.791	3:24.516	48.702
14	3	8:30.637	1:07.115	1:05.165	2:01.048	3:19.945	
15	2	12:00.912	4:14.932	1:06.026	1:59.375	3:51.597	48.982
16	2	8:50.749	1:06.213	1:03.409	1:58.956	3:53.236	48.935
17	2	8:07.345	1:06.073	1:05.180	2:01.355	3:06.148	48.589
18	2	8:06.602	1:06.133	1:06.461	1:59.567	3:05.861	48.580
19	2	8:03.543	1:06.525	1:03.672	1:59.855	3:04.131	49.360
20	2	7:59.445	1:06.394	1:03.201	1:57.512	3:03.730	48.608
21	2	8:02.843	1:06.336	1:03.424	1:58.451	3:06.292	48.340
22	2	8:09.843	1:06.540	1:03.798	1:58.391	3:04.292	
23	2	10:37.160	3:43.614	1:03.296	1:58.550	3:03.055	48.645
24	2	8:01.278	1:05.910	1:03.686	1:58.001	3:05.468	48.213
25	2	8:02.318	1:06.250	1:05.301	1:58.731	3:03.971	48.065
26	2	7:58.365 #	1:06.490	1:03.072	1:57.289	3:03.145	48.369
27	2	8:06.783	1:06.799	1:05.428	1:59.368	3:06.504	48.684
28	2	8:17.918	1:06.331	1:02.942	1:57.663	3:05.045	1:05.937
29	2	8:04.426	1:06.850	1:03.682	1:57.981	3:07.297	48.616

65	Haupt(1) / Schumacher(2) / Stippler(3)		Ford Mustang GT3			theoretical besttime:8:03.908	
Lap	Driver	Laptime	Sector 1	Sector 2	Sector 3	Sector 4	Sector 5
2	3	15:24.848	4:28.371	1:12.113	2:34.606	5:19.397	
3	3	38:42.517	31:28.533	1:07.379	2:07.473	3:10.205	48.927
4	3	8:05.638 #	1:06.980	1:04.699	1:58.239	3:07.174	48.546
5	3	8:29.850	1:06.405	1:03.544	1:58.356	3:16.880	

66	Born(1) / Hoffmeister(2) / Apothéloz(3)		KTM X-BOW GTX			theoretical besttime:8:11.925	
Lap	Driver	Laptime	Sector 1	Sector 2	Sector 3	Sector 4	Sector 5
1	3	8:39.104	1:20.193	1:10.790	2:05.855	3:12.290	49.976
2	3	8:37.954	1:08.460	1:07.365	2:03.448	3:29.045	49.636
3	3	8:57.882	1:09.092	1:06.704	2:02.719	3:49.842	49.525
4	3	9:10.490	1:09.124	1:07.959	2:04.439	3:51.780	57.188
5	3	8:25.793	1:09.164	1:07.352	2:04.920	3:14.224	50.133
6	3	8:23.050	1:08.534	1:05.845	2:03.708	3:14.754	50.209
7	3	8:27.694	1:08.724	1:06.559	2:02.969	3:10.028	
8	1	12:32.369	4:54.375	1:09.858	2:12.717	3:24.590	50.829
9	1	8:56.201	1:09.159	1:08.214	2:20.579	3:27.560	50.689
10	1	8:37.554	1:08.638	1:07.540	2:13.942	3:17.118	50.316
11	1	8:29.645	1:08.556	1:09.990	2:05.332	3:15.239	50.528
12	1	8:26.324	1:07.889	1:08.423	2:04.560	3:14.987	50.465
13	1	8:43.287	1:08.044	1:07.386	2:04.935	3:32.779	50.143
14	1	9:08.548	1:08.652	1:08.092	2:03.701	3:49.670	
15	1	11:56.269	3:58.059	1:08.315	2:04.784	3:54.685	50.426
16	1	9:01.002	1:09.208	1:07.124	2:02.939	3:51.442	50.289




58. ADAC Barbarossapreis

MSC-Sinzig e.V. im ADAC, Arienheller Str. 41a, D-56598 Rheinbrohl

Nürburgring, Länge 24358 m

Nürburgring Langstrecken-Serie



DMSB Reg.-Nr. R-15499/26

Sector Times Rennen

17	1	8:29.367	1:07.886	1:08.781	2:03.480	3:17.572	51.648
18	1	8:27.908	1:10.105	1:08.857	2:04.656	3:14.113	50.177
19	1	8:32.009	1:09.272	1:08.549	2:06.995	3:16.316	50.877
20	1	8:22.985	1:08.386	1:08.261	2:02.672	3:13.419	50.247
21	1	8:26.340	1:07.801	1:06.541	2:03.476	3:11.050	
22	2	11:13.222	3:54.011	1:09.657	2:04.754	3:14.286	50.514
23	2	8:19.420	1:07.268	1:08.299	2:02.986	3:10.971	49.896
24	2	8:22.934	1:07.556	1:06.947	2:03.872	3:14.444	50.115
25	2	8:13.863 #	1:08.190	1:06.164	2:01.239	3:08.608	49.662
26	2	8:19.542	1:07.376	1:09.554	2:01.352	3:11.388	49.872
27	2	8:17.966	1:08.623	1:06.198	2:01.539	3:11.951	49.655
28	2	8:14.353	1:07.884	1:05.285	2:02.757	3:08.867	49.560

69		Lempart(1) / Pydys(2)		Porsche 718 Cayman GT4 CS		theoretical besttime:9:00.425	
Lap	Driver	Laptime	Sector 1	Sector 2	Sector 3	Sector 4	Sector 5
1	2	9:43.145	1:29.245	1:17.540	2:21.072	3:42.435	52.853
2	2	9:36.555	1:15.106	1:14.058	2:17.702	3:56.711	52.978
3	2	10:04.847	1:14.595	1:13.462	2:15.495	4:28.160	53.135
4	2	9:13.762	1:14.628	1:16.575	2:14.878	3:34.556	53.125
5	2	9:06.327	1:14.076	1:12.797	2:14.521	3:32.403	52.530
6	2	9:16.465	1:14.924	1:14.410	2:21.798	3:32.301	53.032
7	2	9:19.299	1:16.138	1:13.565	2:21.475	3:35.093	53.028
8	2	9:18.552	1:14.443	1:13.380	2:17.749	3:39.645	53.335
9	2	9:47.823	1:15.216	1:13.805	2:31.621	3:46.210	
10	1	11:58.940	4:05.402	1:13.055	2:14.015	3:31.706	54.762
11	1	9:02.732 #	1:12.838	1:14.357	2:13.486	3:29.817	52.234
12	1	9:40.427	1:14.208	1:12.119	2:16.461	4:04.669	52.970
13	1	9:48.746	1:13.577	1:12.391	2:17.073	4:12.397	53.308
14	1	9:48.410	1:15.099	1:13.318	2:13.417	4:12.644	53.932
15	1	9:52.959	1:14.151	1:13.311	2:16.664	4:16.010	52.823
16	1	9:19.028	1:15.074	1:13.200	2:19.616	3:36.144	54.994
17	1	10:37.294	1:20.108	1:15.402	2:22.193	4:16.972	
18	2	12:38.299	4:19.575	1:17.925	2:22.978	3:43.209	54.612
19	2	9:42.040	1:18.333	1:15.485	2:19.902	3:43.542	
20	2	9:57.953	1:47.666	1:18.735	2:18.558	3:39.551	53.443
21	2	9:26.669	1:16.864	1:13.789	2:21.154	3:41.702	53.160
22	2	9:23.935	1:15.622	1:15.628	2:21.314	3:38.244	53.127
23	2	9:20.247	1:17.799	1:15.051	2:18.418	3:35.287	53.692
24	2	9:33.446	1:17.428	1:18.322	2:21.650	3:42.283	53.763
25	2	9:35.952	1:16.386	1:16.396	2:20.296	3:43.980	58.894

75		Fugel(1) / Fugel(2) / Leuchter(3)		Audi R8 LMS GT3 EVO II		theoretical besttime:7:58.210	
Lap	Driver	Laptime	Sector 1	Sector 2	Sector 3	Sector 4	Sector 5
1	2	8:16.720	1:12.906	1:08.635	2:01.392	3:05.442	48.345
2	2	8:05.747	1:07.261	1:03.978	1:58.665	3:07.096	48.747



58. ADAC Barbarossapreis

MSC-Sinzig e.V. im ADAC, Arienheller Str. 41a, D-56598 Rheinbrohl

Nürburgring, Länge 24358 m

Nürburgring Langstrecken-Serie



DMSB Reg.-Nr. R-15499/26

Sector Times Rennen

3	2	8:46.462	1:08.438	1:04.674	1:59.303	3:45.173	48.874
4	2	8:43.240	1:07.732	1:05.001	2:01.385	3:38.016	51.106
5	2	8:11.943	1:07.643	1:05.872	2:01.828	3:08.335	48.265
6	2	9:07.684	1:07.409	1:05.484	2:00.530	3:07.485	
7	1	9:56.225	2:56.197	1:05.217	2:00.268	3:05.371	49.172
8	1	8:41.552	1:07.062	1:04.341	2:00.519	3:13.392	1:16.238
9	1	8:48.500	1:22.128	1:05.225	2:12.476	3:19.794	48.877
10	1	8:34.571	1:07.558	1:06.018	2:13.589	3:17.304	50.102
11	1	8:08.928	1:06.899	1:04.057	1:58.865	3:10.811	48.296
12	1	8:09.727	1:07.995	1:05.730	1:59.543	3:07.796	48.663
13	1	8:24.601	1:07.138	1:04.859	2:00.142	3:23.073	49.389
14	1	9:23.045	1:07.022	1:03.989	2:01.267	3:19.665	
15	3	11:00.550	3:19.048	1:05.873	2:00.309	3:45.357	49.963
16	3	8:50.249	1:06.370	1:04.773	2:02.448	3:48.158	48.500
17	3	8:06.761	1:06.972	1:04.584	2:00.213	3:06.348	48.644
18	3	8:06.097	1:05.996	1:03.945	2:00.163	3:07.261	48.732
19	3	8:03.260	1:06.458	1:04.095	1:58.704	3:05.307	48.696
20	3	8:00.865 #	1:06.449	1:04.294	1:57.278	3:03.717	49.127
21	3	8:02.261	1:06.316	1:04.119	1:56.983	3:06.161	48.682
22	3	9:02.362	1:06.281	1:05.344	1:59.900	3:03.021	
23	2	9:52.158	2:52.999	1:04.877	1:59.201	3:06.189	48.892
24	2	8:05.143	1:07.330	1:04.336	1:59.044	3:05.705	48.728
25	2	8:08.722	1:07.100	1:05.724	1:59.390	3:07.485	49.023
26	2	8:03.598	1:06.677	1:03.985	1:59.604	3:03.966	49.366
27	2	20:33.557	1:07.439	2:56.185	3:49.525	8:01.178	4:39.230

76	Kristoffersson(1) / Hochwind(2) / Vettel(3)			VW Golf GTI Clubsport 24h		theoretical besttime:8:36.011	
Lap	Driver	Laptime	Sector 1	Sector 2	Sector 3	Sector 4	Sector 5
1	2	8:45.221	1:15.495	1:10.854	2:08.916	3:19.013	50.943
2	2	8:59.386	1:10.348	1:08.962	2:07.402	3:41.536	51.138
3	2	9:22.629	1:10.824	1:08.972	2:07.350	4:05.091	50.392
4	2	8:40.958	1:11.456	1:10.515	2:07.296	3:21.166	50.525
5	2	8:40.510 #	1:11.647	1:10.109	2:07.777	3:20.418	50.559
6	2	8:41.766	1:11.938	1:10.596	2:07.385	3:21.220	50.627
7	2	8:43.164	1:12.650	1:10.145	2:08.120	3:21.281	50.968
8	2	8:57.509	1:13.005	1:09.550	2:13.775	3:29.498	51.681

77	Klingmann(1) / de Wilde(2) / Weerts(3)			BMW M4 GT3 EVO		theoretical besttime:7:56.592	
Lap	Driver	Laptime	Sector 1	Sector 2	Sector 3	Sector 4	Sector 5
1	2	8:15.824	1:12.395	1:07.680	1:59.952	3:06.685	49.112
2	2	8:03.794	1:06.388	1:04.340	1:58.185	3:06.081	48.800
3	2	8:44.922	1:06.377	1:04.374	1:59.503	3:45.441	49.227
4	2	8:41.625	1:07.598	1:05.515	1:59.411	3:38.637	50.464
5	2	8:12.189	1:06.713	1:05.566	2:03.454	3:07.939	48.517
6	2	8:11.672	1:07.279	1:04.653	1:58.749	3:05.013	



58. ADAC Barbarossapreis

MSC-Sinzig e.V. im ADAC, Arienheller Str. 41a, D-56598 Rheinbrohl

Nürburgring, Länge 24358 m

Nürburgring Langstrecken-Serie



DMSB Reg.-Nr. R-15499/26

Sector Times Rennen

7	3	10:47.490	3:42.670	1:06.166	2:01.769	3:08.036	48.849
8	3	8:19.474	1:06.129	1:04.540	1:59.799	3:06.276	1:02.730
9	3	8:47.737	1:26.844	1:03.582	2:04.302	3:23.696	49.313
10	3	8:27.698	1:06.022	1:03.553	2:12.139	3:17.581	48.403
11	3	8:07.227	1:06.239	1:04.472	1:59.857	3:08.382	48.277
12	3	8:08.639	1:06.154	1:03.154	1:59.700	3:11.239	48.392
13	3	8:21.529	1:06.073	1:04.678	2:00.750	3:21.279	48.749
14	3	8:17.727	1:06.156	1:03.092	1:59.014	3:12.647	
15	3	11:52.494	4:12.591	1:06.477	1:58.378	3:44.857	50.191
16	3	8:44.589	1:06.148	1:04.578	1:58.118	3:45.270	50.475
17	3	8:16.357	1:06.139	1:03.092	1:58.420	3:20.167	48.539
18	3	8:02.467	1:05.912	1:03.565	1:58.290	3:06.204	48.496
19	3	8:01.762	1:06.398	1:04.146	1:58.415	3:04.404	48.399
20	3	8:03.443	1:05.600	1:04.185	1:57.265	3:07.861	48.532
21	3	8:05.367	1:06.307	1:04.742	1:58.347	3:05.758	50.213
22	3	8:07.071	1:05.977	1:03.023	1:57.971	3:02.862	
23	1	10:38.591	3:43.922	1:03.837	1:58.308	3:04.136	48.388
24	1	7:59.974	1:06.339	1:03.431	1:57.361	3:04.600	48.243
25	1	8:05.738	1:06.075	1:04.071	2:00.087	3:06.702	48.803
26	1	8:04.268	1:06.350	1:04.662	1:59.582	3:05.564	48.110
27	1	8:01.215	1:06.407	1:03.254	1:58.817	3:03.541	49.196
28	1	8:16.036	1:06.435	1:03.332	1:57.914	3:06.617	1:01.738
29	1	7:59.610 #	1:06.633	1:02.755	1:57.311	3:04.381	48.530

80		Martin(1) / Schiller(2)		Mercedes-AMG GT3			theoretical besttime:7:54.928	
Lap	Driver	Laptime	Sector 1	Sector 2	Sector 3	Sector 4	Sector 5	
1	1	8:38.102	1:26.874	1:09.822	2:05.337	3:07.257	48.812	
2	1	8:24.619	1:08.093	1:06.952	1:58.945	3:20.962	49.667	
3	1	8:59.521	1:06.601	1:03.465	1:58.896	3:54.490		
4	1	16:03.886	9:00.270	1:04.779	2:00.732	3:08.203	49.902	
5	1	8:16.652	1:06.879	1:06.007	1:59.080	3:07.451		
6	1	13:07.085	6:02.250	1:03.788	1:58.337	3:05.967		
7	1	16:12.808	8:49.576	1:04.793	2:15.653	3:13.502	49.284	
8	1	8:28.151	1:05.970	1:04.763	2:11.495	3:16.802	49.121	
9	1	8:08.297	1:06.060	1:05.044	1:58.361	3:02.579		
10	1	54:52.735	47:53.434	1:03.888	1:57.846	3:07.384	50.183	
11	1	8:03.052	1:05.455	1:06.460	1:56.045	3:05.807	49.285	
12	1	8:09.831	1:05.933	1:02.580	2:00.849	3:03.602		
13	2	9:57.733	2:55.186	1:05.318	2:02.310	3:05.989	48.930	
14	2	7:59.685 #	1:06.274	1:03.467	1:57.825	3:03.368	48.751	
15	2	8:07.639	1:07.540	1:03.034	1:58.981	3:02.097		
16	2	15:16.165	8:20.960	1:03.686	1:57.673	3:04.944	48.902	
17	2	8:03.126	1:06.222	1:05.282	1:58.484	3:04.209	48.929	
18	2	8:06.687	1:06.642	1:03.376	1:56.999	3:03.631		



58. ADAC Barbarossapreis

MSC-Sinzig e.V. im ADAC, Arienheller Str. 41a, D-56598 Rheinbrohl

Nürburgring, Länge 24358 m

Nürburgring Langstrecken-Serie



DMSB Reg.-Nr. R-15499/26

Sector Times Rennen

81	Klingmann(1) / de Wilde(2)		BMW G81 M3 Touring 24H			theoretical besttime:7:58.775		
Lap	Driver	Laptime	Sector 1	Sector 2	Sector 3	Sector 4	Sector 5	
1	1	8:16.174	1:13.127	1:07.742	2:00.488	3:05.914	48.903	
2	1	8:04.473	1:06.430	1:04.261	1:58.578	3:05.646	49.558	
3	1	8:45.395	1:06.693	1:04.069	1:58.924	3:45.220	50.489	
4	1	8:40.593	1:06.407	1:05.558	2:00.026	3:38.031	50.571	
5	1	8:07.311	1:06.588	1:05.558	2:01.813	3:04.858	48.494	
6	1	8:04.446	1:06.406	1:05.068	2:00.250	3:03.760	48.962	
7	1	8:10.918	1:06.514	1:04.534	1:59.477	3:03.544		
8	1	11:32.340	3:59.566	1:05.374	2:00.149	3:10.606	1:16.645	
9	1	8:43.762	1:23.529	1:03.177	2:07.473	3:20.458	49.125	
10	1	8:29.148	1:06.525	1:03.254	2:12.497	3:17.207	49.665	
11	1	8:09.153	1:06.387	1:03.280	1:58.176	3:11.975	49.335	
12	1	8:02.064	1:06.282	1:03.162	1:58.090	3:05.348	49.182	
13	1	8:17.302	1:06.370	1:03.500	2:00.369	3:16.958	50.105	
14	1	8:19.162	1:06.854	1:04.549	1:58.564	3:12.993		
15	2	11:37.043	3:52.565	1:06.657	1:59.750	3:48.061	50.010	
16	2	8:45.909	1:06.262	1:04.733	1:57.962	3:45.740	51.212	
17	2	8:25.780	1:07.099	1:04.320	1:57.922	3:27.555	48.884	
18	2	8:05.013	1:06.153	1:04.357	1:58.545	3:06.962	48.996	
19	2	8:04.392	1:06.380	1:05.344	1:58.747	3:05.125	48.796	
20	2	8:03.282	1:06.262	1:03.857	1:58.280	3:05.999	48.884	
21	2	8:12.078	1:06.158	1:04.781	1:58.002	3:06.346		
22	2	10:49.435	3:52.262	1:03.987	1:58.239	3:05.965	48.982	
23	2	8:03.388	1:06.346	1:04.262	1:58.129	3:05.786	48.865	
24	2	8:02.173	1:06.472	1:03.547	1:57.858	3:05.390	48.906	
25	2	8:04.729	1:06.171	1:03.552	2:00.134	3:06.464	48.408	
26	2	8:01.723 #	1:06.155	1:03.961	1:58.239	3:04.561	48.807	
27	2	8:02.671	1:06.259	1:04.652	1:58.119	3:04.927	48.714	
28	2	8:30.185	1:07.227	1:04.286	1:58.493	3:09.633		
29	2	8:40.835	1:42.924	1:05.102	1:57.508	3:06.399	48.902	

82	Höpfer(1) / 'MARCO VITONELI'(2)		Porsche 718 Cayman GT4			theoretical besttime:9:04.749		
Lap	Driver	Laptime	Sector 1	Sector 2	Sector 3	Sector 4	Sector 5	
1	2	9:46.485	1:28.283	1:18.153	2:21.180	3:44.537	54.332	
2	2	10:02.236	1:15.727	1:16.261	2:20.828	4:03.709		
3	2	10:34.777	1:34.868	1:15.248	2:23.520	4:26.610	54.531	
4	2	9:32.524	1:15.812	1:16.188	2:23.329	3:43.240	53.955	
5	2	9:30.204	1:15.537	1:15.434	2:19.898	3:45.695	53.640	
6	2	9:31.853	1:16.427	1:17.064	2:21.246	3:43.340	53.776	
7	2	9:33.039	1:15.781	1:16.217	2:18.322	3:47.097	55.622	
8	2	10:14.496	1:33.943	1:15.447	2:23.707	3:58.364		
9	1	12:41.815	4:15.984	1:19.005	2:31.837	3:41.317	53.672	
10	1	9:25.649	1:15.435	1:15.077	2:21.048	3:41.012	53.077	



58. ADAC Barbarossapreis

MSC-Sinzig e.V. im ADAC, Arienheller Str. 41a, D-56598 Rheinbrohl

Nürburgring, Länge 24358 m

Nürburgring Langstrecken-Serie



DMSB Reg.-Nr. R-15499/26

Sector Times Rennen

11	1	9:19.561	1:14.806	1:15.506	2:18.918	3:38.039	52.292
12	1	9:19.612	1:15.882	1:15.382	2:16.456	3:39.389	52.503
13	1	9:49.956	1:14.487	1:15.596	2:17.384	4:09.509	52.980
14	1	9:48.116	1:14.412	1:14.879	2:16.965	4:09.448	52.412
15	1	9:23.827	1:14.722	1:14.026	2:16.151	3:46.941	51.987
16	1	9:11.208 #	1:14.302	1:16.500	2:14.832	3:34.085	51.489
17	1	9:12.369	1:14.123	1:13.513	2:18.369	3:34.742	51.622
18	1	9:17.298	1:14.648	1:14.730	2:15.452	3:30.792	
19	2	12:51.908	4:22.563	1:18.092	2:24.280	3:52.527	54.446
20	2	9:41.421	1:16.645	1:18.845	2:22.506	3:48.917	54.508
21	2	9:40.180	1:18.208	1:16.829	2:23.183	3:47.541	54.419
22	2	9:33.876	1:17.210	1:17.409	2:20.490	3:44.764	54.003
23	2	9:34.743	1:15.413	1:18.269	2:20.633	3:45.899	54.529
24	2	9:32.989	1:16.281	1:17.070	2:21.058	3:44.069	54.511
25	2	9:37.372	1:17.040	1:16.307	2:21.970	3:47.562	54.493

98	Farfus(1) / Marciello(2) / Van der Linde(3)			BMW M4 GT3 EVO		theoretical besttime:7:54.668	
----	---	--	--	----------------	--	-------------------------------	--

Lap	Driver	Laptime	Sector 1	Sector 2	Sector 3	Sector 4	Sector 5
1	1	8:02.872	1:10.029	1:03.945	1:57.679	3:02.527	48.692
2	1	7:57.332	1:06.056	1:03.007	1:56.889	3:02.218	49.162
3	1	8:27.386	1:07.256	1:03.443	2:00.208	3:27.960	48.519
4	1	8:37.623	1:06.451	1:03.930	1:57.988	3:40.177	49.077
5	1	8:01.622	1:07.482	1:03.355	1:59.165	3:02.704	48.916
6	1	8:01.772	1:06.796	1:04.576	1:58.209	3:03.588	48.603
7	1	8:08.065	1:06.766	1:03.567	1:57.538	3:04.246	
8	2	10:55.259	4:00.116	1:03.490	1:58.448	3:04.512	48.693
9	2	8:19.960	1:07.740	1:04.656	2:04.648	3:13.557	49.359
10	2	20:40.344	13:38.744	1:04.810	1:59.688	3:06.433	50.669
11	2	8:02.869	1:06.525	1:03.211	1:58.462	3:05.763	48.908
12	2	8:15.904	1:08.334	1:03.137	1:57.964	3:17.653	48.816
13	2	8:29.183	1:06.939	1:03.341	1:58.432	3:31.370	49.101
14	2	8:50.040	1:06.663	1:04.885	1:59.824	3:49.562	49.106
15	2	8:47.280	1:06.334	1:03.107	1:58.702	3:43.437	
16	3	10:29.898	3:33.245	1:03.448	1:57.610	3:06.823	48.772
17	3	8:01.868	1:06.174	1:02.789	1:56.357	3:07.916	48.632
18	3	7:58.597	1:06.204	1:03.126	1:56.819	3:04.193	48.255
19	3	7:57.533	1:06.248	1:03.812	1:57.402	3:01.465	48.606
20	3	7:59.152	1:06.148	1:04.367	1:57.997	3:01.734	48.906
21	3	8:08.062	1:06.067	1:03.495	1:58.346	3:03.831	
22	3	10:28.600	3:33.178	1:03.120	1:58.554	3:04.443	49.305
23	3	7:58.539	1:06.030	1:02.992	1:57.773	3:03.068	48.676
24	3	7:59.662	1:06.518	1:03.326	1:57.168	3:03.704	48.946
25	3	7:55.792 #	1:06.167	1:02.832	1:56.945	3:01.237	48.611
26	3	8:00.388	1:06.398	1:03.591	1:56.837	3:03.170	50.392
27	3	8:20.154	1:06.823	1:03.965	1:57.330	3:06.049	1:05.987



58. ADAC Barbarossapreis

MSC-Sinzig e.V. im ADAC, Arienheller Str. 41a, D-56598 Rheinbrohl

Nürburgring, Länge 24358 m

Nürburgring Langstrecken-Serie



DMSB Reg.-Nr. R-15499/26

Sector Times Rennen

28	3	8:05.985	1:07.465	1:04.325	1:59.077	3:06.049	49.069
----	---	----------	----------	----------	----------	----------	--------

99	'Dan Harper'(1) / Pepper(2)		BMW M4 GT3 EVO		theoretical besttime:7:56.317		
----	-----------------------------	--	----------------	--	-------------------------------	--	--

Lap	Driver	Laptime	Sector 1	Sector 2	Sector 3	Sector 4	Sector 5
1	1	8:06.003	1:11.798	1:04.650	1:58.100	3:02.737	48.718
2	1	7:57.656 #	1:06.304	1:03.445	1:56.927	3:02.246	48.734
3	1	8:29.163	1:06.454	1:03.807	1:59.359	3:29.979	49.564
4	1	8:33.493	1:07.451	1:04.857	1:58.029	3:34.356	48.800
5	1	8:14.844	1:07.434	1:04.403	1:59.554	3:03.618	
6	2	10:19.892	3:21.393	1:04.733	1:59.355	3:05.894	48.517
7	2	8:04.782	1:06.432	1:05.231	1:59.731	3:04.303	49.085
8	2	8:03.040	1:06.568	1:03.702	1:57.317	3:06.346	49.107
9	2	8:14.110	1:06.627	1:03.868	2:01.476	3:13.418	48.721
10	2	8:24.193	1:06.894	1:03.913	2:10.774	3:13.987	48.625
11	2	8:10.738	1:06.272	1:03.407	2:02.262	3:10.343	48.454
12	2	8:02.466	1:06.853	1:03.506	1:57.899	3:05.600	48.608
13	2	8:11.307	1:06.902	1:03.645	1:57.656	3:06.430	
14	1	11:21.556	4:12.689	1:03.835	1:57.900	3:18.068	49.064
15	1	8:41.359	1:06.436	1:03.928	1:57.459	3:44.274	49.262
16	1	8:38.066	1:06.371	1:02.953	1:58.403	3:41.477	48.862
17	1	8:39.285	1:06.250	1:03.373	1:57.338	3:43.705	48.619
18	1	8:03.222	1:07.316	1:03.756	1:59.109	3:04.452	48.589
19	1	8:03.658	1:06.254	1:03.607	1:59.986	3:05.136	48.675
20	1	8:06.840	1:10.219	1:04.153	1:57.184	3:06.446	48.838
21	1	8:07.504	1:06.324	1:03.093	1:57.083	3:03.552	
22	2	11:05.091	4:10.696	1:04.775	1:57.472	3:03.198	48.950
23	2	7:58.438	1:06.186	1:02.956	1:57.799	3:02.482	49.015
24	2	8:04.844	1:07.136	1:03.310	1:57.504	3:08.168	48.726
25	2	8:01.215	1:06.236	1:03.120	1:59.583	3:03.741	48.535
26	2	8:00.409	1:06.028	1:04.534	1:57.176	3:03.619	49.052
27	2	8:04.347	1:06.780	1:03.731	1:59.803	3:05.100	48.933
28	2	8:02.822	1:06.633	1:03.517	1:56.636	3:07.543	48.493
29	2	8:02.509	1:06.492	1:07.095	1:57.048	3:02.843	49.031

100	Frisse(1) / Fischer(2) / Hausmeier(3)		BMW 325i		theoretical besttime:		
-----	---------------------------------------	--	----------	--	-----------------------	--	--

Lap	Driver	Laptime	Sector 1	Sector 2	Sector 3	Sector 4	Sector 5
1	1	10:09.056 #	1:25.447	1:20.624	2:26.385	3:57.396	59.204

101	Pensler(1) / Hebig(2)		BMW 325i		theoretical besttime:9:56.754		
-----	-----------------------	--	----------	--	-------------------------------	--	--

Lap	Driver	Laptime	Sector 1	Sector 2	Sector 3	Sector 4	Sector 5
1	1	10:20.914	1:29.410	1:21.229	2:27.905	4:01.641	1:00.729
2	1	10:24.056	1:21.248	1:18.470	2:27.237	4:15.727	1:01.374
3	1	10:34.360	1:21.907	1:19.305	2:26.860	4:24.826	1:01.462
4	1	10:02.614	1:21.532	1:19.533	2:26.496	3:55.316	59.737
5	1	10:00.562 #	1:21.861	1:19.261	2:26.011	3:53.562	59.867




58. ADAC Barbarossapreis

MSC-Sinzig e.V. im ADAC, Arienheller Str. 41a, D-56598 Rheinbrohl

Nürburgring, Länge 24358 m

Nürburgring Langstrecken-Serie



DMSB Reg.-Nr. R-15499/26

Sector Times Rennen

6	1	10:02.488	1:21.935	1:18.633	2:26.695	3:54.487	1:00.738
7	1	10:05.358	1:21.880	1:19.856	2:28.362	3:55.037	1:00.223
8	1	10:34.214	1:21.916	1:20.246	2:39.926	4:03.971	
9	1	11:59.185	3:18.040	1:22.939	2:26.275	3:51.496	1:00.435
10	1	10:02.083	1:22.051	1:18.356	2:27.953	3:53.545	1:00.178
11	1	10:21.134	1:21.701	1:18.262	2:26.267	4:03.513	
12	1	12:51.312	3:27.093	1:21.210	2:30.356	4:30.929	1:01.724
13	1	10:47.724	1:22.218	1:20.506	2:30.018	4:32.647	1:02.335
14	1	10:17.874	1:23.127	1:20.236	2:29.734	4:02.684	1:02.093
15	1	10:24.476	1:22.030	1:20.768	2:28.781	4:03.852	
16	2	13:54.995	4:58.369	1:21.439	2:32.089	4:00.394	1:02.704
17	2	10:14.882	1:23.245	1:22.084	2:29.832	3:57.819	1:01.902
18	2	10:13.210	1:23.172	1:21.591	2:30.297	3:55.715	1:02.435
19	2	10:07.296	1:23.130	1:19.549	2:30.030	3:53.593	1:00.994
20	2	10:06.634	1:22.939	1:19.633	2:29.458	3:52.972	1:01.632
21	2	10:14.162	1:22.939	1:22.617	2:29.593	3:57.860	1:01.153
22	2	10:06.830	1:22.648	1:20.127	2:28.464	3:54.372	1:01.219
23	2	10:12.308	1:23.873	1:19.958	2:31.150	3:55.746	1:01.581

102		Renken(1) / Rosam(2)		BMW 325i		theoretical besttime:9:51.384	
Lap	Driver	Laptime	Sector 1	Sector 2	Sector 3	Sector 4	Sector 5
1	2	10:09.435	1:28.303	1:18.175	2:25.121	3:58.564	59.272
2	2	10:22.762	1:21.679	1:18.433	2:25.110	4:18.087	59.453
3	2	10:38.905	1:22.978	1:18.151	2:26.447	4:28.018	1:03.311
4	2	9:55.309	1:21.711	1:17.486	2:26.358	3:50.877	58.877
5	2	9:53.533 #	1:21.746	1:18.112	2:24.996	3:49.152	59.527
6	2	10:11.106	1:22.629	1:19.438	2:27.008	3:55.746	
7	2	12:04.364	3:11.115	1:20.519	2:30.075	4:02.781	59.874
8	2	10:22.004	1:22.393	1:18.617	2:38.760	4:02.599	59.635
9	2	9:59.569	1:21.911	1:18.564	2:27.160	3:51.857	1:00.077
10	2	9:56.118	1:21.690	1:18.248	2:25.416	3:51.062	59.702
11	2	10:10.152	1:22.847	1:18.312	2:24.880	4:04.742	59.371
12	2	10:43.483	1:22.440	1:18.301	2:25.309	4:30.749	
13	2	13:10.014	3:51.316	1:20.076	2:25.944	4:32.766	59.912
14	2	9:54.977	1:21.212	1:17.562	2:24.751	3:52.351	59.101
15	2	9:55.632	1:22.260	1:17.733	2:24.808	3:51.103	59.728
16	2	9:56.404	1:21.690	1:18.694	2:25.560	3:50.268	1:00.192
17	2	9:54.642	1:21.768	1:18.024	2:24.657	3:50.895	59.298
18	2	10:01.179	1:21.764	1:18.451	2:24.941	3:49.413	

108		Hahnenkamm(1) / Koch(2) / Korte(3)		BMW 325i		theoretical besttime:	
Lap	Driver	Laptime	Sector 1	Sector 2	Sector 3	Sector 4	Sector 5
1	1	10:52.686	1:32.135	1:23.000	2:31.828	4:14.493	



58. ADAC Barbarossapreis

MSC-Sinzig e.V. im ADAC, Arienheller Str. 41a, D-56598 Rheinbrohl

Nürburgring, Länge 24358 m

Nürburgring Langstrecken-Serie



DMSB Reg.-Nr. R-15499/26

Sector Times Rennen

109	Toyoda(1) / Ishiura(2) / Oshima(3)			TOYOTA GR Yaris			theoretical besttime:9:03.749	
Lap	Driver	Laptime	Sector 1	Sector 2	Sector 3	Sector 4	Sector 5	
1	2	9:32.086	1:18.559	1:14.806	2:18.058	3:45.150	55.513	
2	2	9:32.461	1:13.752	1:13.568	2:15.732	3:53.785	55.624	
3	2	9:45.530	1:14.306	1:15.032	2:16.617	4:03.031	56.544	
4	2	9:14.664	1:13.594	1:12.967	2:18.102	3:33.302	56.699	
5	2	9:07.177	1:14.070	1:12.457	2:14.166	3:30.690	55.794	
6	2	9:06.023	1:13.713	1:11.501	2:13.176	3:31.738	55.895	
7	2	10:00.953	1:13.809	1:12.945	2:15.165	3:47.903		
8	1	12:46.894	4:05.288	1:18.210	2:33.347	3:52.998	57.051	
9	1	9:32.645	1:15.107	1:14.518	2:22.406	3:42.884	57.730	
10	1	9:28.402	1:16.197	1:17.252	2:21.498	3:37.029	56.426	
11	1	9:48.291	1:16.260	1:17.006	2:20.099	3:57.981	56.945	
12	1	9:44.793	1:15.432	1:16.571	2:20.092	3:55.570	57.128	
13	1	10:08.559	1:16.928	1:17.193	2:19.954	4:17.344	57.140	
14	1	10:03.222	1:15.751	1:15.448	2:18.053	4:16.697	57.273	
15	1	9:18.695	1:15.678	1:14.591	2:17.330	3:34.551	56.545	
16	3	14:11.840	5:56.562	1:14.022	2:19.695	3:44.191	57.370	
17	3	9:14.995	1:14.362	1:13.584	2:16.862	3:33.992	56.195	
18	3	9:12.258	1:13.689	1:12.793	2:15.479	3:32.881	57.416	
19	3	9:09.456	1:13.773	1:12.081	2:14.860	3:32.778	55.964	
20	3	9:05.664 #	1:13.553	1:11.838	2:14.221	3:30.006	56.046	
21	3	9:14.946	1:16.415	1:11.913	2:17.102	3:32.688	56.828	
22	3	9:14.173	1:13.703	1:13.802	2:17.317	3:33.613	55.738	
23	3	9:26.062	1:13.649	1:14.824	2:17.885	3:35.320		
24	3	10:43.926	2:27.287	1:14.347	2:19.382	3:36.001	1:06.909	
25	3	9:15.377	1:13.795	1:12.039	2:18.418	3:34.650	56.475	

110	Toyoda(1) / Ishiura(2) / Oshima(3)			TOYOTA GR Yaris			theoretical besttime:	
Lap	Driver	Laptime	Sector 1	Sector 2	Sector 3	Sector 4	Sector 5	
1	3	9:43.351	1:19.507	1:14.866	2:18.170	3:47.103		

111	Becker(1) / Spölgén(2)			BMW 325i			theoretical besttime:9:50.384	
Lap	Driver	Laptime	Sector 1	Sector 2	Sector 3	Sector 4	Sector 5	
1	1	10:13.796	1:28.489	1:20.170	2:26.374	3:59.606	59.157	
2	1	10:22.755	1:21.827	1:17.934	2:24.050	4:19.908	59.036	
3	1	10:36.960	1:22.543	1:18.182	2:26.493	4:26.784	1:02.958	
4	1	9:55.883	1:21.394	1:19.610	2:25.061	3:50.346	59.472	
5	1	9:53.669 #	1:21.920	1:18.136	2:24.255	3:48.880	1:00.478	
6	1	9:54.502	1:22.458	1:17.516	2:24.887	3:49.029	1:00.612	
7	1	10:14.793	1:21.986	1:18.584	2:31.521	3:54.727		
8	1	30:45.354	21:59.656	1:19.254	2:27.524	3:57.641	1:01.279	
9	2	10:30.735	1:22.618	1:18.479	2:25.403	4:22.223	1:02.012	
10	2	10:42.478	1:21.331	1:19.255	2:28.515	4:32.134	1:01.243	



58. ADAC Barbarossapreis

MSC-Sinzig e.V. im ADAC, Arienheller Str. 41a, D-56598 Rheinbrohl

Nürburgring, Länge 24358 m

Nürburgring Langstrecken-Serie



DMSB Reg.-Nr. R-15499/26

Sector Times Rennen

11	2	10:43.288	1:20.902	1:18.655	2:28.044	4:34.428	1:01.259
12	2	10:16.270	1:21.555	1:19.467	2:26.413	4:08.426	1:00.409
13	2	10:01.416	1:21.245	1:19.621	2:26.946	3:53.641	59.963
14	2	10:01.922	1:21.331	1:19.150	2:26.275	3:54.037	1:01.129
15	2	10:13.011	1:23.175	1:19.390	2:27.294	3:54.437	
16	2	11:59.771	3:14.233	1:19.692	2:30.000	3:54.928	1:00.918
17	2	9:59.057	1:21.555	1:18.330	2:26.118	3:52.000	1:01.054
18	2	9:59.002	1:22.170	1:18.110	2:25.546	3:51.998	1:01.178
19	2	9:57.671	1:21.437	1:17.615	2:25.046	3:52.377	1:01.196
20	2	10:02.192	1:22.552	1:18.539	2:26.278	3:54.435	1:00.388
21	2	10:18.017	1:22.150	1:19.901	2:26.633	3:57.325	1:12.008
22	2	10:09.797	1:23.351	1:19.210	2:27.458	3:58.266	1:01.512

121		Miettinen(1) / Berghult(2)		BMW 325i		theoretical besttime:9:55.681	
Lap	Driver	Laptime	Sector 1	Sector 2	Sector 3	Sector 4	Sector 5
1	1	10:19.729	1:30.175	1:20.932	2:27.873	4:01.438	59.311
2	1	10:21.296	1:21.112	1:18.082	2:26.203	4:16.318	59.581
3	1	10:36.806	1:21.225	1:19.289	2:28.260	4:25.541	1:02.491
4	1	9:59.922	1:22.374	1:19.108	2:25.496	3:53.474	59.470
5	1	9:57.717 #	1:20.850	1:17.944	2:26.348	3:53.612	58.963
6	1	9:58.136	1:21.414	1:18.497	2:26.305	3:52.806	59.114
7	1	10:01.029	1:22.075	1:19.199	2:28.364	3:52.735	58.656
8	1	10:35.447	1:21.189	1:19.219	2:38.109	4:05.797	

130		Bortolotti(1) / Engstler(2) / Mapelli(3) / Niederhauser(4)		Lamborghini Huracan GT3 EVO II		theoretical besttime:7:54.906	
Lap	Driver	Laptime	Sector 1	Sector 2	Sector 3	Sector 4	Sector 5
1	1	8:07.193	1:12.231	1:06.331	1:58.243	3:02.167	48.221
2	1	7:57.205 #	1:06.072	1:03.602	1:57.259	3:01.920	48.352
3	1	8:32.332	1:06.597	1:03.967	1:59.187	3:34.550	48.031
4	1	8:35.353	1:06.494	1:04.955	1:58.275	3:36.647	48.982
5	1	8:02.946	1:06.979	1:03.806	1:58.825	3:03.872	49.464
6	1	8:06.214	1:06.913	1:04.663	1:56.784	3:02.541	
7	4	10:57.846	3:56.565	1:06.690	1:59.832	3:05.593	49.166
8	4	8:03.950	1:06.153	1:03.208	1:56.824	3:07.526	50.239
9	4	8:37.614	1:24.514	1:04.003	2:05.804	3:14.752	48.541
10	4	8:31.693	1:06.322	1:03.351	2:11.932	3:18.896	51.192
11	4	8:02.535	1:06.546	1:04.795	1:58.551	3:03.695	48.948
12	4	8:07.641	1:05.986	1:03.811	2:03.688	3:04.833	49.323
13	4	8:07.021	1:06.290	1:04.024	1:57.657	3:09.607	49.443
14	4	8:22.552	1:06.793	1:03.386	1:56.923	3:19.724	
15	2	11:59.035	4:14.417	1:06.457	2:01.842	3:46.197	50.122
16	2	8:50.124	1:06.049	1:04.081	1:59.892	3:48.865	51.237
17	2	8:32.767	1:06.024	1:05.094	1:59.583	3:32.941	49.125
18	2	8:03.147	1:06.099	1:03.859	1:57.010	3:07.852	48.327
19	2	8:00.371	1:06.046	1:03.829	1:58.345	3:03.765	48.386



58. ADAC Barbarossapreis

MSC-Sinzig e.V. im ADAC, Arienheller Str. 41a, D-56598 Rheinbrohl

Nürburgring, Länge 24358 m

Nürburgring Langstrecken-Serie



DMSB Reg.-Nr. R-15499/26

Sector Times Rennen

20	2	8:09.510	1:05.950	1:06.519	2:00.990	3:07.910	48.141
21	2	8:11.782	1:06.029	1:04.665	2:00.670	3:04.335	
22	3	10:55.612	3:54.704	1:04.897	1:59.378	3:08.243	48.390
23	3	7:58.577	1:05.988	1:03.203	1:57.886	3:03.032	48.468
24	3	8:01.726	1:06.550	1:03.688	1:56.816	3:06.650	48.022
25	3	8:02.526	1:05.811	1:05.845	1:57.731	3:03.850	49.289
26	3	8:00.604	1:06.254	1:03.397	1:58.362	3:04.471	48.120
27	3	7:58.347	1:05.984	1:03.393	1:56.120	3:04.039	48.811
28	3	8:06.403	1:06.254	1:04.441	1:58.383	3:06.266	51.059
29	3	8:00.362	1:06.109	1:03.033	1:57.917	3:04.640	48.663

155	Rönnefarth(1) / Konnerth(2) / Wahl(3)	BMW M4 GT4	theoretical besttime:8:40.025				
-----	---------------------------------------	------------	-------------------------------	--	--	--	--

Lap	Driver	Laptime	Sector 1	Sector 2	Sector 3	Sector 4	Sector 5
1	2	8:56.995	1:22.908	1:11.721	2:10.498	3:21.567	50.301
2	2	9:05.952	1:11.666	1:09.964	2:08.537	3:45.570	50.215
3	2	9:39.624	1:12.787	1:09.670	2:08.958	4:17.716	50.493
4	2	8:55.041	1:12.958	1:09.654	2:07.895	3:33.866	50.668
5	2	8:46.581	1:12.337	1:10.387	2:08.841	3:25.051	49.965
6	2	8:43.301 #	1:12.309	1:09.649	2:08.685	3:22.559	50.099
7	2	8:49.704	1:12.206	1:09.636	2:07.927	3:21.037	
8	1	11:57.940	4:07.442	1:12.146	2:18.543	3:28.885	50.924
9	1	9:13.274	1:12.146	1:10.678	2:24.977	3:34.452	51.021
10	1	8:58.766	1:12.233	1:10.710	2:13.822	3:28.109	53.892
11	1	9:04.235	1:14.579	1:15.230	2:15.919	3:26.758	51.749
12	1	9:03.586	1:12.756	1:11.228	2:10.102	3:38.537	50.963
13	1	9:04.146	1:12.151	1:11.548	2:11.206	3:37.902	51.339
14	1	9:33.690	1:12.898	1:12.308	2:11.891	4:04.709	51.884
15	1	9:41.296	1:12.807	1:14.045	2:12.650	4:02.043	
16	3	11:55.627	4:15.120	1:11.677	2:10.541	3:26.442	51.847
17	3	8:53.295	1:12.473	1:11.385	2:11.125	3:26.949	51.363
18	3	8:52.096	1:12.826	1:11.107	2:10.893	3:26.332	50.938
19	3	8:54.951	1:12.962	1:11.689	2:10.870	3:28.348	51.082
20	3	8:58.212	1:12.503	1:14.390	2:10.956	3:28.627	51.736
21	3	9:05.408	1:13.271	1:11.969	2:12.143	3:28.001	
22	2	10:54.590	3:14.519	1:11.055	2:11.322	3:26.342	51.352
23	2	8:46.985	1:11.878	1:10.404	2:10.194	3:23.154	51.355
24	2	8:44.458	1:12.079	1:09.462	2:08.840	3:22.794	51.283
25	2	8:47.050	1:12.505	1:12.159	2:09.634	3:21.846	50.906
26	2	8:46.554	1:11.784	1:11.224	2:10.058	3:22.360	51.128
27	2	8:46.949	1:11.978	1:10.850	2:08.980	3:23.299	51.842

164	Brodmerkel(1) / Vöhringer(2) / Still(3)	Porsche 718 Cayman GT4 CS RS	theoretical besttime:8:38.129				
-----	---	------------------------------	-------------------------------	--	--	--	--

Lap	Driver	Laptime	Sector 1	Sector 2	Sector 3	Sector 4	Sector 5
1	2	9:40.543	1:25.875	1:20.057	2:19.274	3:41.856	53.481
2	2	9:43.752	1:14.078	1:15.921	2:20.860	3:59.958	52.935




58. ADAC Barbarossapreis

MSC-Sinzig e.V. im ADAC, Arienheller Str. 41a, D-56598 Rheinbrohl

Nürburgring, Länge 24358 m

Nürburgring Langstrecken-Serie



DMSB Reg.-Nr. R-15499/26

Sector Times Rennen

3	2	10:10.961	1:14.063	1:15.697	2:19.539	4:29.334	52.328
4	2	9:26.840	1:14.075	1:16.643	2:19.491	3:43.875	52.756
5	2	9:18.832	1:14.267	1:15.521	2:16.635	3:40.099	52.310
6	2	9:27.585	1:14.460	1:15.819	2:19.015	3:45.642	52.649
7	2	9:17.623	1:14.146	1:15.019	2:17.566	3:38.311	52.581
8	2	9:33.440	1:13.526	1:14.478	2:22.319	3:50.468	52.649
9	2	9:54.841	1:13.728	1:14.951	2:35.570	3:48.730	
10	3	12:15.680	4:45.212	1:10.143	2:08.746	3:20.832	50.747
11	3	8:47.674	1:11.154	1:09.513	2:08.040	3:21.370	
12	3	10:23.450	2:37.572	1:09.590	2:08.651	3:36.697	50.940
13	3	9:18.095	1:10.743	1:09.738	2:09.590	3:57.700	50.324
14	3	9:14.687	1:11.215	1:10.330	2:07.961	3:54.675	50.506
15	3	9:19.120	1:10.615	1:09.818	2:08.402	3:59.869	50.416
16	3	8:43.595	1:10.968	1:09.323	2:10.090	3:23.226	49.988
17	3	8:39.990 #	1:10.769	1:09.203	2:07.491	3:22.089	50.438
18	3	8:52.603	1:11.187	1:12.222	2:07.858	3:23.496	
19	1	13:39.455	4:30.582	1:25.481	2:39.992	4:06.312	57.088
20	1	10:25.906	1:21.700	1:24.445	2:36.616	4:05.499	57.646
21	1	10:23.247	1:21.624	1:24.184	2:35.964	4:03.868	57.607
22	1	10:26.903	1:21.375	1:24.780	2:34.371	4:08.871	57.506
23	1	10:21.187	1:19.431	1:24.702	2:33.951	4:04.265	58.838
24	1	10:29.394	1:21.156	1:25.385	2:34.130	4:10.867	57.856
25	1	10:22.490	1:20.856	1:24.780	2:35.163	4:04.841	56.850

170	Kotaka(1) / Koyama(2)			Toyota Supra GT4		theoretical besttime:8:39.894	
Lap	Driver	Laptime	Sector 1	Sector 2	Sector 3	Sector 4	Sector 5
1	1	8:56.237	1:22.523	1:11.606	2:10.322	3:21.321	50.465
2	1	9:05.599	1:11.735	1:09.589	2:08.241	3:45.693	50.341
3	1	9:40.095	1:11.495	1:09.771	2:08.150	4:20.007	50.672
4	1	8:54.579	1:11.571	1:09.774	2:07.538	3:34.714	50.982
5	1	8:44.478 #	1:11.805	1:10.228	2:09.550	3:22.632	50.263
6	1	8:45.181	1:12.031	1:11.793	2:08.075	3:23.279	50.003
7	1	8:50.433	1:11.699	1:10.095	2:08.347	3:21.269	

171	Walker(1) / Hagnauer(2)			Porsche 718 Cayman GT4 RS CS		theoretical besttime:8:48.025	
Lap	Driver	Laptime	Sector 1	Sector 2	Sector 3	Sector 4	Sector 5
1	2	9:11.800	1:26.557	1:14.956	2:11.873	3:27.123	51.291
2	2	9:16.505	1:11.968	1:11.369	2:10.305	3:51.674	51.189
3	2	9:59.986	1:12.296	1:11.399	2:10.102	4:23.527	
4	2	10:33.897	2:48.075	1:12.407	2:11.036	3:29.982	52.397
5	2	8:50.368 #	1:12.943	1:10.637	2:09.730	3:25.763	51.295
6	2	9:00.237	1:12.959	1:10.975	2:16.656	3:25.987	53.660
7	2	9:01.030	1:11.988	1:16.146	2:11.352	3:30.210	51.334
8	2	8:59.728	1:12.146	1:11.077	2:15.051	3:30.433	51.021
9	2	9:11.531	1:12.006	1:10.278	2:24.079	3:34.571	50.597



58. ADAC Barbarossapreis

MSC-Sinzig e.V. im ADAC, Arienheller Str. 41a, D-56598 Rheinbrohl

Nürburgring, Länge 24358 m

Nürburgring Langstrecken-Serie



DMSB Reg.-Nr. R-15499/26

Sector Times Rennen

10	2	8:54.894	1:11.657	1:10.393	2:13.160	3:27.790	51.894
11	2	8:56.246	1:13.671	1:12.049	2:10.337	3:29.271	50.918
12	2	9:14.656	1:12.772	1:12.345	2:10.591	3:36.835	
13	1	13:19.322	4:42.394	1:18.180	2:19.991	4:04.273	54.484
14	1	9:56.846	1:15.584	1:15.174	2:17.304	4:15.903	52.881
15	1	10:04.035	1:14.928	1:14.964	2:20.630	4:18.727	54.786
16	1	9:19.766	1:15.589	1:16.152	2:17.241	3:37.737	53.047
17	1	9:18.711	1:16.148	1:15.232	2:18.543	3:36.195	52.593
18	1	9:28.454	1:16.155	1:16.732	2:20.627	3:42.413	52.527
19	1	9:17.397	1:16.751	1:15.033	2:16.725	3:36.201	52.687
20	1	9:20.792	1:15.563	1:15.659	2:16.032	3:41.301	52.237
21	1	9:19.599	1:14.885	1:13.403	2:16.762	3:33.377	
22	1	11:07.092	3:07.058	1:14.463	2:18.553	3:34.736	52.282
23	1	9:12.256	1:14.371	1:15.074	2:15.242	3:34.962	52.607
24	1	9:15.581	1:14.717	1:14.631	2:16.765	3:37.681	51.787
25	1	9:28.855	1:14.131	1:14.611	2:16.525	3:36.335	1:07.253
26	1	9:15.251	1:15.127	1:14.918	2:17.147	3:34.244	53.815

176	Abee(1) / Himmels(2) / Viebahn(3)		Mercedes-AMG GT4		theoretical besttime:8:32.962		
Lap	Driver	Laptime	Sector 1	Sector 2	Sector 3	Sector 4	Sector 5
1	3	8:53.855	1:20.780	1:11.009	2:08.402	3:23.389	50.275
2	3	9:04.075	1:11.289	1:10.280	2:08.556	3:43.346	50.604
3	3	9:44.194	1:12.276	1:10.226	2:09.168	4:22.858	49.666
4	3	8:53.997	1:11.839	1:10.250	2:07.391	3:34.431	50.086
5	3	8:44.199	1:11.192	1:09.774	2:09.525	3:23.918	49.790
6	3	8:44.860	1:12.692	1:10.758	2:08.606	3:22.959	49.845
7	3	8:49.205	1:11.768	1:10.428	2:08.239	3:21.644	
8	1	11:39.905	4:02.996	1:09.785	2:13.342	3:23.803	49.979
9	1	8:59.648	1:09.823	1:08.680	2:20.532	3:30.718	49.895
10	1	8:48.057	1:10.220	1:13.163	2:11.610	3:23.176	49.888
11	1	8:37.871	1:10.547	1:09.927	2:08.110	3:19.415	49.872
12	1	8:49.700	1:12.550	1:10.107	2:09.363	3:25.619	52.061
13	1	8:41.686	1:10.810	1:09.894	2:07.584	3:23.340	50.058
14	1	9:32.781	1:10.349	1:12.612	2:06.698	4:05.215	
15	2	12:16.647	3:57.336	1:10.451	2:08.370	4:00.434	1:00.056
16	2	8:47.751	1:12.542	1:10.522	2:08.722	3:25.834	50.131
17	2	8:45.496	1:11.013	1:10.181	2:12.879	3:20.734	50.689
18	2	8:46.084	1:11.091	1:09.992	2:11.876	3:23.153	49.972
19	2	8:38.949	1:11.469	1:10.261	2:07.454	3:20.194	49.571
20	2	8:50.620	1:11.562	1:11.063	2:10.339	3:24.953	52.703
21	2	8:55.004	1:12.357	1:12.700	2:08.385	3:22.500	
22	1	11:06.561	3:36.753	1:09.598	2:09.191	3:20.823	50.196
23	1	8:37.839 #	1:11.380	1:11.450	2:07.248	3:18.464	49.297
24	1	8:40.982	1:11.342	1:10.675	2:07.811	3:21.469	49.685
25	1	8:51.891	1:11.875	1:11.515	2:11.330	3:25.212	51.959



58. ADAC Barbarossapreis

MSC-Sinzig e.V. im ADAC, Arienheller Str. 41a, D-56598 Rheinbrohl

Nürburgring, Länge 24358 m

Nürburgring Langstrecken-Serie



DMSB Reg.-Nr. R-15499/26

Sector Times Rennen

26	1	8:57.358	1:12.084	1:11.596	2:10.354	3:23.620	59.704
27	1	8:49.662	1:12.248	1:10.787	2:10.260	3:24.912	51.455

177	Nicolae(1) / 'Russ Turner'(2) / Vasilescu(3)		BMW M4 GT4 EVO		theoretical besttime:8:34.734		
-----	--	--	----------------	--	-------------------------------	--	--

Lap	Driver	Laptime	Sector 1	Sector 2	Sector 3	Sector 4	Sector 5
1	2	8:55.539	1:21.957	1:11.583	2:09.977	3:21.511	50.511
2	2	9:06.588	1:11.211	1:09.605	2:08.955	3:46.910	49.907
3	2	9:40.862	1:13.725	1:09.950	2:09.267	4:17.688	50.232
4	2	8:54.201	1:11.637	1:10.229	2:07.491	3:33.910	50.934
5	2	8:46.821	1:12.179	1:10.418	2:09.040	3:24.554	50.630
6	2	8:42.491	1:12.017	1:09.868	2:08.497	3:22.467	49.642
7	2	8:41.587	1:12.202	1:10.028	2:07.951	3:21.228	50.178
8	2	9:31.572	1:12.106	1:11.061	2:12.656	3:30.045	
9	3	12:49.293	4:30.857	1:13.643	2:31.078	3:42.286	51.429
10	3	9:01.567	1:11.891	1:11.151	2:18.137	3:28.537	51.851
11	3	8:56.434	1:12.104	1:11.992	2:12.547	3:28.181	51.610
12	3	9:13.313	1:12.016	1:10.877	2:11.690	3:47.647	51.083
13	3	9:17.544	1:11.837	1:10.820	2:13.174	3:49.102	52.611
14	3	9:33.766	1:12.177	1:13.864	2:11.715	4:05.258	50.752
15	3	9:44.258	1:11.450	1:12.362	2:10.341	4:06.295	
16	1	11:12.461	3:40.964	1:09.334	2:07.782	3:23.918	50.463
17	1	8:42.466	1:11.104	1:08.908	2:07.437	3:24.186	50.831
18	1	8:38.965 #	1:10.806	1:08.986	2:07.764	3:20.948	50.461
19	1	8:39.558	1:10.637	1:09.118	2:07.969	3:21.703	50.131
20	1	8:39.836	1:11.675	1:09.508	2:08.031	3:20.385	50.237
21	1	8:41.654	1:11.190	1:10.865	2:06.795	3:21.941	50.863
22	1	8:40.180	1:11.266	1:09.515	2:08.849	3:19.825	50.725
23	1	8:45.167	1:11.095	1:10.518	2:07.715	3:18.752	
24	1	10:19.129	2:45.734	1:10.416	2:08.952	3:23.369	50.658
25	1	8:41.209	1:11.740	1:09.601	2:07.985	3:21.614	50.269
26	1	8:59.417	1:11.669	1:10.635	2:08.184	3:21.575	1:07.354
27	1	8:47.757	1:12.795	1:10.191	2:09.759	3:23.612	51.400

180	Holt(1) / Ogburn(2) / Stripling(3)		BMW M4 GT4 EVO		theoretical besttime:8:38.702		
-----	------------------------------------	--	----------------	--	-------------------------------	--	--

Lap	Driver	Laptime	Sector 1	Sector 2	Sector 3	Sector 4	Sector 5
1	2	8:55.143	1:22.345	1:11.398	2:10.093	3:21.473	49.834
2	2	9:04.656	1:10.637	1:09.996	2:08.420	3:45.081	50.522
3	2	9:41.780	1:10.599	1:09.374	2:09.648	4:21.061	51.098
4	2	8:55.321	1:11.171	1:09.840	2:07.980	3:34.775	51.555
5	2	8:44.492	1:11.830	1:10.385	2:09.240	3:22.619	50.418
6	2	8:44.251	1:11.749	1:11.111	2:08.383	3:23.073	49.935
7	2	8:50.040	1:11.594	1:10.426	2:08.273	3:21.495	
8	1	12:26.182	4:21.491	1:14.794	2:22.138	3:36.148	51.611
9	1	9:28.241	1:12.290	1:11.517	2:28.456	3:44.646	51.332
10	1	9:04.928	1:12.813	1:13.394	2:12.734	3:34.934	51.053




58. ADAC Barbarossapreis

MSC-Sinzig e.V. im ADAC, Arienheller Str. 41a, D-56598 Rheinbrohl

Nürburgring, Länge 24358 m

Nürburgring Langstrecken-Serie



DMSB Reg.-Nr. R-15499/26

Sector Times Rennen

11	1	9:00.385	1:13.281	1:11.594	2:13.097	3:31.403	51.010
12	1	9:15.239	1:12.452	1:12.213	2:12.566	3:46.895	51.113
13	1	9:11.204	1:13.613	1:12.416	2:11.412	3:42.860	50.903
14	1	9:53.969	1:12.100	1:12.695	2:11.388	4:17.205	
15	3	12:12.925	3:53.283	1:11.331	2:10.718	4:07.428	50.165
16	3	8:53.232	1:10.791	1:10.473	2:07.682	3:25.759	
17	3	10:20.259	2:43.241	1:09.750	2:12.670	3:23.884	50.714
18	3	8:44.893	1:11.101	1:09.511	2:10.135	3:24.070	50.076
19	3	8:44.639	1:11.752	1:09.672	2:10.344	3:22.545	50.326
20	3	8:43.913	1:11.645	1:09.650	2:09.498	3:22.821	50.299
21	3	8:51.019	1:11.034	1:11.731	2:07.422	3:21.794	
22	3	11:09.724	3:34.570	1:10.363	2:09.930	3:24.460	50.401
23	3	8:47.095	1:11.817	1:10.028	2:10.390	3:24.321	50.539
24	3	8:47.692	1:11.778	1:12.279	2:10.551	3:22.017	51.067
25	3	8:43.063 #	1:11.551	1:10.367	2:08.945	3:21.773	50.427
26	3	8:54.940	1:12.410	1:12.929	2:13.666	3:23.576	52.359
27	3	8:51.880	1:12.052	1:11.438	2:12.474	3:25.149	50.767

181	Li(1) / Ye(2) / Fjordbach(3)		Porsche 718 Cayman GT4 RS			theoretical besttime:9:01.449	
Lap	Driver	Laptime	Sector 1	Sector 2	Sector 3	Sector 4	Sector 5
1	3	9:30.664	1:26.475	1:18.061	2:16.323	3:34.455	55.350
2	3	9:27.728	1:13.811	1:12.516	2:12.812	3:53.684	54.905
3	3	10:01.908	1:14.106	1:11.659	2:12.623	4:28.570	54.950
4	3	9:05.154	1:14.353	1:12.537	2:12.348	3:31.422	54.494
5	3	9:04.940 #	1:13.654	1:12.753	2:13.975	3:30.147	54.411
6	3	9:13.326	1:13.826	1:12.689	2:13.309	3:38.398	55.104
7	2	14:14.921	5:36.565	1:15.318	2:16.303	3:43.747	1:22.988
8	2	9:47.505	1:15.372	1:14.318	2:30.915	3:52.000	54.900
9	2	9:33.255	1:14.344	1:12.222	2:27.908	3:43.749	55.032
10	2	9:08.789	1:13.668	1:12.043	2:15.625	3:32.888	54.565
11	2	9:14.380	1:15.529	1:13.060	2:14.980	3:35.921	54.890
12	2	9:25.711	1:13.402	1:11.813	2:13.446	3:44.424	
13	1	13:09.347	3:49.512	1:21.531	2:26.361	4:34.697	57.246
14	1	10:30.036	1:16.099	1:20.729	2:27.842	4:28.295	57.071
15	1	9:51.544	1:15.879	1:19.042	2:26.949	3:52.292	57.382
16	1	9:52.228	1:16.778	1:18.731	2:25.154	3:54.408	57.157
17	1	9:56.195	1:16.543	1:17.784	2:33.517	3:51.632	56.719
18	1	9:49.832	1:18.048	1:18.868	2:26.709	3:49.068	57.139
19	1	9:43.842	1:15.543	1:17.092	2:26.144	3:48.306	56.757
20	1	9:46.628	1:15.385	1:17.523	2:20.958	3:47.295	
21	2	11:33.881	3:34.278	1:13.913	2:15.746	3:35.138	54.806
22	2	9:07.213	1:14.245	1:12.398	2:15.432	3:31.245	53.893
23	2	9:34.562	1:14.835	1:13.192	2:26.214	3:45.401	54.920
24	2	9:27.915	1:14.165	1:12.942	2:15.276	3:34.752	1:10.780
25	2	9:13.020	1:19.265	1:12.444	2:13.761	3:32.992	54.558



58. ADAC Barbarossapreis

MSC-Sinzig e.V. im ADAC, Arienheller Str. 41a, D-56598 Rheinbrohl

Nürburgring, Länge 24358 m

Nürburgring Langstrecken-Serie



DMSB Reg.-Nr. R-15499/26

Sector Times Rennen

189		Kroll(1) / Wolter(2)		BMW M4 GT4			theoretical besttime:8:46.767	
Lap	Driver	Laptime	Sector 1	Sector 2	Sector 3	Sector 4	Sector 5	
1	2	9:03.080	1:23.677	1:12.756	2:10.979	3:24.206	51.462	
2	2	9:12.308	1:12.873	1:10.744	2:10.417	3:46.672	51.602	
3	2	9:39.728	1:12.791	1:10.892	2:11.626	4:12.871	51.548	
4	2	8:51.584	1:12.774	1:10.809	2:10.078	3:26.417	51.506	
5	2	8:51.330	1:12.804	1:10.999	2:10.355	3:25.441	51.731	
6	2	8:48.972 #	1:13.535	1:10.613	2:09.975	3:23.177	51.672	
7	2	8:50.911	1:13.358	1:10.957	2:10.824	3:23.775	51.997	
8	2	9:22.332	1:13.792	1:11.352	2:18.603	3:35.781		
9	1	13:31.407	4:32.045	1:19.631	2:42.905	4:02.759	54.067	
10	1	9:35.713	1:14.842	1:16.562	2:22.737	3:47.803	53.769	
11	1	9:22.837	1:16.113	1:15.069	2:21.818	3:36.404	53.433	
12	1	9:38.179	1:16.016	1:13.791	2:17.044	3:57.535	53.793	
13	1	9:53.887	1:14.915	1:15.362	2:17.897	4:12.448	53.265	
14	1	10:03.089	1:15.184	1:15.775	2:17.118	4:21.357	53.655	
15	1	10:05.561	1:13.961	1:16.051	2:16.407	4:21.700	57.442	
16	1	9:23.604	1:15.475	1:16.370	2:21.619	3:37.239	52.901	
17	1	9:43.975	1:14.798	1:15.788	2:21.783	3:45.981		
18	2	12:27.073	4:39.501	1:14.647	2:13.159	3:27.683	52.083	
19	2	8:51.634	1:12.236	1:10.818	2:11.388	3:26.145	51.047	
20	2	8:49.652	1:13.061	1:10.967	2:11.007	3:23.108	51.509	
21	2	8:51.682	1:14.290	1:10.401	2:11.415	3:23.977	51.599	
22	2	8:54.121	1:12.661	1:10.855	2:11.142	3:27.491	51.972	
23	2	8:56.683	1:13.258	1:12.163	2:11.525	3:27.104	52.633	
24	2	8:52.911	1:13.003	1:10.999	2:11.085	3:25.961	51.863	
25	2	8:56.548	1:13.508	1:11.484	2:11.344	3:27.848	52.364	
26	2	9:11.702	1:15.075	1:12.978	2:13.991	3:36.571	53.087	

250		Kuepper(1) / Mönch(2) / Küpper(3)			BMW 325i		theoretical besttime:9:53.053	
Lap	Driver	Laptime	Sector 1	Sector 2	Sector 3	Sector 4	Sector 5	
1	1	10:23.308	1:32.208	1:21.177	2:31.309	3:58.318	1:00.296	
2	1	10:29.379	1:20.947	1:20.208	2:28.930	4:18.527	1:00.767	
3	1	10:42.109	1:21.458	1:19.661	2:32.063	4:27.411	1:01.516	
4	1	10:03.368	1:20.285	1:20.643	2:28.057	3:54.932	59.451	
5	1	9:54.224 #	1:20.607	1:17.881	2:24.840	3:50.995	59.901	
6	1	10:01.677	1:19.886	1:20.385	2:27.584	3:53.767	1:00.055	
7	1	10:13.928	1:20.277	1:19.677	2:28.878	3:55.549		
8	2	14:13.127	4:29.269	1:27.912	2:54.429	4:18.678	1:02.839	
9	2	10:55.251	1:25.400	1:29.353	2:38.034	4:03.235		
10	2	11:51.373	2:34.796	1:25.953	2:40.189	4:09.098	1:01.337	
11	2	10:52.319	1:25.711	1:23.732	2:39.050	4:21.097	1:02.729	
12	2	11:15.368	1:24.591	1:24.317	2:36.449	4:47.842	1:02.169	
13	2	11:16.848	1:25.042	1:23.345	2:35.690	4:49.211	1:03.560	



58. ADAC Barbarossapreis

MSC-Sinzig e.V. im ADAC, Arienheller Str. 41a, D-56598 Rheinbrohl

Nürburgring, Länge 24358 m

Nürburgring Langstrecken-Serie



DMSB Reg.-Nr. R-15499/26

Sector Times Rennen

14	2	10:44.894	1:23.393	1:23.947	2:33.784	4:08.326	
15	3	13:35.495	4:18.981	1:25.998	2:38.754	4:08.843	1:02.919
16	3	10:30.810	1:21.981	1:24.827	2:35.245	4:06.868	1:01.889
17	3	10:29.612	1:22.288	1:23.260	2:34.975	4:05.814	1:03.275
18	3	10:20.485	1:22.285	1:21.786	2:35.589	4:00.147	1:00.678
19	3	10:17.317	1:20.739	1:21.572	2:31.099	4:02.785	1:01.122
20	3	10:19.738	1:21.730	1:21.693	2:32.044	4:02.887	1:01.384
21	3	10:20.995	1:21.752	1:21.729	2:35.484	4:00.422	1:01.608
22	3	10:16.113	1:21.365	1:20.937	2:30.510	3:58.461	1:04.840
23	3	10:11.785	1:21.052	1:20.408	2:29.999	3:59.757	1:00.569

254	Open(1) / Koger(2) / Launhardt(3)	BMW 346C	theoretical besttime:10:30.301				
-----	-----------------------------------	----------	--------------------------------	--	--	--	--

Lap	Driver	Laptime	Sector 1	Sector 2	Sector 3	Sector 4	Sector 5
1	2	10:57.592	1:37.018	1:26.059	2:38.918	4:11.996	1:03.601
2	2	11:05.346	1:25.253	1:24.014	2:35.742	4:36.980	1:03.357
3	2	11:19.106	1:27.698	1:24.171	2:36.181	4:44.208	1:06.848
4	2	10:33.697	1:24.841	1:23.905	2:36.333	4:05.815	1:02.803
5	2	10:37.624	1:24.477	1:23.549	2:37.093	4:08.379	1:04.126
6	2	10:31.291 #	1:25.284	1:23.452	2:34.679	4:04.890	1:02.986
7	2	11:00.993	1:27.608	1:23.481	2:38.854	4:20.603	
8	1	15:55.519	4:54.043	1:34.071	2:49.960	5:00.871	
9	1	15:26.712	5:38.915	1:30.978	2:45.844	4:24.136	1:06.839
10	1	11:31.017	1:30.454	1:32.166	2:45.098	4:37.012	1:06.287
11	1	11:52.591	1:33.100	1:30.474	2:47.135	4:55.541	1:06.341
12	1	11:59.188	1:31.676	1:28.382	2:46.694	4:56.577	
13	3	14:25.173	4:34.952	1:32.099	2:48.794	4:24.515	1:04.813
14	3	11:09.577	1:29.452	1:28.008	2:46.390	4:20.626	1:05.101
15	3	11:20.124	1:29.655	1:29.479	2:48.415	4:25.040	1:07.535
16	3	11:10.902	1:29.083	1:28.287	2:45.381	4:22.073	1:06.078
17	3	11:21.180	1:29.611	1:28.769	2:45.243	4:23.240	
18	3	12:20.590	2:45.994	1:28.218	2:44.040	4:17.327	1:05.011
19	3	11:00.373	1:28.578	1:26.802	2:42.535	4:17.331	1:05.127
20	3	11:02.465	1:29.114	1:27.640	2:42.528	4:16.270	1:06.913
21	3	11:01.473	1:28.441	1:27.106	2:42.682	4:17.774	1:05.470

300	Kriese(1)	Dacia Logan	theoretical besttime:10:28.796				
-----	-----------	-------------	--------------------------------	--	--	--	--

Lap	Driver	Laptime	Sector 1	Sector 2	Sector 3	Sector 4	Sector 5
1	1	10:45.564	1:34.827	1:24.182	2:35.455	4:09.743	1:01.357
2	1	11:02.056	1:24.185	1:23.007	2:36.588	4:36.611	1:01.665
3	1	11:52.107	1:29.317	1:30.643	2:44.093	4:53.472	
4	1	15:32.409	6:09.919	1:26.468	2:40.477	4:11.971	1:03.574
5	1	11:12.210	1:28.265	1:30.845	2:40.875	4:24.193	1:08.032
6	1	11:14.124	1:31.132	1:28.737	2:47.070	4:12.206	
7	1	19:07.935	9:47.496	1:24.191	2:36.335	4:15.182	1:04.731
8	1	11:00.307	1:26.308	1:24.973	2:38.319	4:18.972	1:11.735



58. ADAC Barbarossapreis

MSC-Sinzig e.V. im ADAC, Arienheller Str. 41a, D-56598 Rheinbrohl

Nürburgring, Länge 24358 m

Nürburgring Langstrecken-Serie



DMSB Reg.-Nr. R-15499/26

Sector Times Rennen

9	1	11:29.695	1:31.801	1:29.461	2:43.862	4:31.645	1:12.926
10	1	11:36.731	1:27.719	1:25.907	2:45.108	4:51.633	1:06.364
11	1	11:43.609	1:27.798	1:25.913	2:41.813	4:49.957	
12	1	34:44.607	25:27.300	1:29.793	2:40.428	4:05.947	1:01.139
13	1	10:35.699 #	1:23.912	1:25.347	2:34.922	4:05.816	1:05.702
14	1	11:11.302	1:28.507	1:27.239	2:42.850	4:22.329	1:10.377
15	1	11:12.851	1:29.519	1:27.729	2:42.528	4:20.814	1:12.261
16	1	11:17.987	1:29.244	1:28.154	2:41.776	4:21.371	
17	1	13:41.386	3:43.450	1:30.510	2:45.369	4:25.061	1:16.996
18	1	11:34.398	1:32.811	1:29.360	2:44.729	4:29.767	1:17.731
19	1	11:27.483	1:30.764	1:30.287	2:48.840	4:21.667	1:15.925

321		Ebrahim(1) / Berthon(2) / Rosenbach(3) / Bückle(4)		Audi RS3 TCR			theoretical besttime:9:15.324	
Lap	Driver	Laptime	Sector 1	Sector 2	Sector 3	Sector 4	Sector 5	
1	1	9:36.221	1:24.990	1:17.331	2:19.535	3:39.033	55.332	
2	1	9:40.142	1:16.552	1:13.700	2:17.255	3:57.099	55.536	
3	1	9:51.312	1:16.545	1:14.270	2:17.386	4:07.238	55.873	
4	1	9:17.489	1:16.490	1:14.199	2:16.547	3:34.732	55.521	
5	1	9:18.146	1:16.381	1:13.844	2:17.630	3:34.346	55.945	
6	1	9:16.914 #	1:16.269	1:13.481	2:16.359	3:35.266	55.539	
7	1	9:21.529	1:15.806	1:15.452	2:16.559	3:35.452	58.260	
8	1	10:06.443	1:36.241	1:13.527	2:20.584	3:51.914		
9	2	12:33.178	4:06.969	1:17.391	2:33.706	3:39.210	55.902	
10	2	9:32.563	1:16.522	1:15.178	2:22.659	3:42.731	55.473	
11	2	9:30.931	1:18.339	1:15.692	2:20.910	3:39.896	56.094	
12	2	9:36.863	1:16.434	1:13.656	2:19.634	3:50.841	56.298	
13	2	10:07.889	1:16.711	1:13.875	2:26.090	4:15.646	55.567	
14	2	10:18.675	1:16.108	1:14.421	2:18.532	4:16.598		
15	4	11:45.873	3:25.697	1:18.145	2:21.733	3:43.988	56.310	
16	4	9:24.240	1:17.543	1:14.659	2:18.002	3:37.814	56.222	
17	4	9:32.280	1:18.306	1:15.545	2:20.619	3:41.470	56.340	
18	4	9:30.613	1:18.568	1:15.788	2:22.492	3:37.954	55.811	
19	4	9:25.814	1:17.668	1:14.640	2:18.984	3:38.585	55.937	
20	4	9:36.399	1:18.475	1:15.716	2:19.943	3:36.829		
21	4	11:25.290	3:06.073	1:19.926	2:23.362	3:39.734	56.195	
22	3	9:29.676	1:17.157	1:14.749	2:20.807	3:40.723	56.240	
23	3	9:29.011	1:16.984	1:15.350	2:19.588	3:40.751	56.338	
24	3	9:59.153	1:18.090	1:15.787	2:24.272	3:40.183	1:20.821	
25	3	10:00.364	1:23.036	1:15.535	2:23.176	3:42.806	1:15.811	

322		Siegert(1) / Bückle(2) / Brink(3) / Gabbiani(4)		Cupra TCR			theoretical besttime:9:12.015	
Lap	Driver	Laptime	Sector 1	Sector 2	Sector 3	Sector 4	Sector 5	
1	2	9:46.556	1:26.038	1:16.804	2:20.592	3:38.373		
2	2	18:03.917	9:21.576	1:16.556	2:19.785	4:10.845	55.155	
3	2	9:20.276	1:17.669	1:15.006	2:17.200	3:35.091	55.310	



58. ADAC Barbarossapreis

MSC-Sinzig e.V. im ADAC, Arienheller Str. 41a, D-56598 Rheinbrohl

Nürburgring, Länge 24358 m

Nürburgring Langstrecken-Serie



DMSB Reg.-Nr. R-15499/26

Sector Times Rennen

4	2	9:18.526	1:17.421	1:16.386	2:15.665	3:34.428	54.626
5	2	9:16.515	1:18.020	1:15.165	2:16.007	3:32.071	55.252
6	2	9:14.420 #	1:17.141	1:14.490	2:16.376	3:31.563	54.850
7	2	9:45.277	1:17.569	1:15.020	2:24.139	3:45.431	
8	4	13:26.872	3:57.402	1:25.172	2:48.181	4:17.928	58.189
9	4	10:12.763	1:20.331	1:23.475	2:28.830	4:02.058	58.069
10	4	10:14.914	1:19.487	1:25.791	2:31.387	3:59.899	58.350
11	4	10:22.889	1:18.022	1:22.619	2:32.088	4:12.970	57.190
12	4	10:40.925	1:18.795	1:23.689	2:30.379	4:30.798	57.264
13	4	10:53.662	1:18.121	1:21.452	2:31.558	4:35.426	
14	1	12:30.763	3:31.385	1:23.131	2:35.704	4:02.754	57.789
15	1	9:52.716	1:18.742	1:19.626	2:27.694	3:48.756	57.898
16	1	9:42.499	1:18.718	1:17.662	2:24.488	3:45.456	56.175
17	1	9:44.182	1:17.949	1:17.600	2:27.493	3:44.544	56.596
18	1	9:42.287	1:17.594	1:19.028	2:23.581	3:45.337	56.747
19	1	9:59.434	1:16.577	1:16.825	2:27.723	3:51.963	
20	1	11:25.061	2:35.194	1:17.078	2:25.809	3:57.244	
21	3	11:55.078	3:39.719	1:16.598	2:24.074	3:39.864	54.823
22	3	9:37.694	1:16.084	1:14.077	2:18.624	3:51.682	57.227
23	3	10:51.904	1:18.919	1:21.678	2:38.127	4:33.472	59.708

380		Strycek(1) / Lippka(2) / Schäffer(3) / Morhin(4)		BITTER Corsa			theoretical besttime:10:00.884	
Lap	Driver	Laptime	Sector 1	Sector 2	Sector 3	Sector 4	Sector 5	
1	1	10:42.790	1:30.565	1:22.118	2:33.807	4:13.290	1:03.010	
2	1	11:09.255	1:21.583	1:20.951	2:34.992	4:47.150	1:04.579	
3	1	10:44.538	1:21.804	1:22.189	2:32.135	4:24.074	1:04.336	
4	1	10:19.851	1:22.013	1:20.945	2:30.478	4:02.243	1:04.172	
5	1	10:19.600	1:21.666	1:20.159	2:31.257	4:02.983	1:03.535	
6	1	42:02.026	1:22.472	32:41.074	2:39.046	4:06.080		
7	4	17:17.797	6:52.186	1:35.947	2:47.503	4:52.967	1:09.194	
8	4	11:42.204	1:25.417	1:29.174	2:45.002	4:55.108	1:07.503	
9	4	11:35.808	1:23.933	1:26.711	2:43.798	4:51.244	1:10.122	
10	4	11:06.603	1:23.873	1:24.932	2:45.161	4:25.481	1:07.156	
11	4	11:20.054	1:24.198	1:26.558	2:43.765	4:26.510		
12	3	16:19.233	6:40.536	1:29.426	2:39.707	4:14.032		
13	3	12:34.968	3:20.631	1:26.978	2:35.324	4:06.929	1:05.106	
14	3	10:17.171	1:22.002	1:20.693	2:31.542	4:01.088	1:01.846	
15	3	10:00.884 #	1:20.272	1:18.983	2:27.895	3:53.325	1:00.409	
16	3	10:25.574	1:21.787	1:24.634	2:30.752	4:02.644	1:05.757	
17	3	10:26.745	1:22.508	1:21.914	2:33.846	4:03.031	1:05.446	
18	3	10:13.054	1:21.827	1:19.723	2:29.918	3:57.430	1:04.156	
19	3	10:12.905	1:22.003	1:19.643	2:28.351	3:58.151	1:04.757	




58. ADAC Barbarossapreis

MSC-Sinzig e.V. im ADAC, Arienheller Str. 41a, D-56598 Rheinbrohl

Nürburgring, Länge 24358 m

Nürburgring Langstrecken-Serie



DMSB Reg.-Nr. R-15499/26

Sector Times Rennen

396		Faßbender(1) / Büllsbach(2) / Schettler(3) / Zils(4)			Porsche Cayman S		theoretical besttime:9:05.096		
Lap	Driver	Laptime	Sector 1	Sector 2	Sector 3	Sector 4	Sector 5		
1	4	9:16.791	1:16.166	1:13.702	2:15.412	3:38.419	53.092		
2	4	9:31.902	1:13.979	1:12.437	2:14.594	3:57.975	52.917		
3	4	9:41.219	1:14.437	1:12.744	2:13.376	4:07.391	53.271		
4	4	9:09.755 #	1:14.577	1:14.835	2:14.174	3:32.387	53.782		
5	4	9:20.914	1:14.389	1:14.075	2:15.132	3:34.082			
6	3	11:03.361	2:51.887	1:16.113	2:18.784	3:42.230	54.347		

400		Heuchemer(1) / Heuchemer(2) / Kloft(3)			Porsche 911		theoretical besttime:9:14.485		
Lap	Driver	Laptime	Sector 1	Sector 2	Sector 3	Sector 4	Sector 5		
1	3	9:33.457	1:19.636	1:15.755	2:17.553	3:46.315	54.198		
2	3	9:48.412	1:16.617	1:14.196	2:16.370	4:06.821	54.408		
3	3	9:44.978	1:16.124	1:14.244	2:16.913	4:03.911	53.786		
4	3	9:19.973	1:16.432	1:15.011	2:17.113	3:37.475	53.942		
5	3	9:30.736	1:16.626	1:14.603	2:19.113	3:38.206			
6	1	11:35.241	3:29.792	1:15.543	2:18.811	3:37.132	53.963		
7	1	9:34.714	1:17.142	1:16.322	2:26.307	3:39.935	55.008		
8	1	9:50.712	1:17.443	1:16.065	2:31.533	3:50.844	54.827		
9	1	9:31.888	1:17.824	1:16.703	2:22.787	3:40.392	54.182		
10	1	9:27.031	1:17.350	1:15.403	2:24.161	3:36.063	54.054		
11	1	9:44.013	1:17.273	1:15.200	2:18.434	3:50.943			
12	2	11:41.969	3:05.417	1:17.476	2:19.587	4:05.322	54.167		
13	2	10:00.018	1:16.561	1:16.425	2:20.523	4:12.417	54.092		
14	2	10:00.605	1:16.166	1:16.037	2:18.506	4:16.396	53.500		
15	2	9:18.526	1:16.373	1:14.889	2:18.109	3:35.833	53.322		
16	2	9:18.500 #	1:15.528	1:13.970	2:17.365	3:38.420	53.217		
17	2	9:43.785	1:16.665	1:15.388	2:26.018	3:40.714			
18	2	10:39.235	2:30.783	1:16.171	2:20.004	3:37.517	54.760		
19	2	9:18.685	1:16.957	1:14.705	2:18.348	3:35.400	53.275		
20	2	9:33.057	1:15.860	1:15.686	2:18.450	3:40.264			
21	1	11:45.508	3:36.352	1:18.132	2:19.550	3:37.728	53.746		
22	1	9:28.279	1:17.511	1:18.422	2:20.563	3:38.198	53.585		
23	1	9:31.630	1:18.036	1:15.989	2:21.564	3:42.039	54.002		
24	1	9:31.711	1:18.953	1:16.386	2:21.052	3:40.983	54.337		
25	1	9:35.030	1:18.938	1:18.020	2:22.181	3:41.395	54.496		

416		Rings(1) / Arend(2) / Arnold(3)			Porsche 911		theoretical besttime:9:11.013		
Lap	Driver	Laptime	Sector 1	Sector 2	Sector 3	Sector 4	Sector 5		
1	1	9:37.254	1:21.250	1:18.091	2:17.556	3:46.299	54.058		
2	1	10:05.600	1:15.794	1:15.250	2:18.450	4:07.333			
3	1	12:06.203	3:34.765	1:15.361	2:17.738	4:04.206	54.133		
4	1	9:23.685	1:15.687	1:14.524	2:20.851	3:39.161	53.462		
5	1	9:14.585	1:15.520	1:14.077	2:17.848	3:33.489	53.651		



58. ADAC Barbarossapreis

MSC-Sinzig e.V. im ADAC, Arienheller Str. 41a, D-56598 Rheinbrohl

Nürburgring, Länge 24358 m

Nürburgring Langstrecken-Serie



DMSB Reg.-Nr. R-15499/26

Sector Times Rennen

6	1	9:11.126 #	1:14.906	1:13.323	2:16.970	3:32.742	53.185
7	1	9:24.690	1:14.793	1:13.523	2:22.994	3:39.872	53.508
8	1	10:18.019	1:15.670	1:14.537	2:31.669	4:08.950	
9	2	11:56.338	3:28.762	1:16.442	2:23.026	3:52.191	55.917
10	2	9:40.835	1:18.749	1:18.562	2:23.722	3:45.275	54.527
11	2	9:49.123	1:16.136	1:18.629	2:19.570	3:59.549	55.239
12	2	9:53.902	1:17.131	1:15.146	2:18.588	4:08.459	54.578
13	2	10:02.131	1:15.449	1:14.715	2:19.077	4:17.905	54.985
14	2	10:09.781	1:15.569	1:16.193	2:18.667	4:16.557	
15	3	12:06.508	3:29.746	1:18.791	2:28.835	3:52.979	56.157
16	3	9:53.702	1:19.274	1:18.959	2:28.436	3:51.012	56.021
17	3	9:44.484	1:18.792	1:18.498	2:23.841	3:47.480	55.873
18	3	9:41.174	1:17.242	1:17.619	2:24.031	3:47.302	54.980
19	3	9:40.349	1:19.388	1:16.650	2:22.974	3:46.320	55.017
20	3	9:51.536	1:17.784	1:16.500	2:24.993	3:47.712	
21	2	11:52.613	3:31.403	1:17.549	2:19.994	3:46.126	57.541
22	2	9:47.988	1:19.166	1:19.249	2:25.924	3:47.297	56.352
23	2	9:35.699	1:17.626	1:16.416	2:20.870	3:45.530	55.257
24	2	9:41.517	1:16.512	1:19.012	2:26.565	3:43.924	55.504

444	Korn(1) / Korn(2) / Korn(3)		Porsche Cayman			theoretical besttime:9:31.968	
Lap	Driver	Laptime	Sector 1	Sector 2	Sector 3	Sector 4	Sector 5
1	2	9:58.758	1:22.931	1:18.582	2:24.552	3:55.127	57.566
2	2	10:06.466	1:18.401	1:15.608	2:22.074	4:11.360	59.023
3	2	10:17.889	1:18.187	1:16.094	2:26.722	4:16.819	1:00.067
4	2	9:38.127	1:19.636	1:17.213	2:23.243	3:41.904	56.131
5	2	9:35.657 #	1:18.205	1:15.505	2:22.173	3:42.977	56.797
6	2	9:44.971	1:18.480	1:16.008	2:22.636	3:42.820	
7	3	11:42.939	3:03.384	1:18.409	2:31.060	3:52.924	57.162
8	3	10:12.661	1:18.609	1:18.951	2:38.197	3:59.800	57.104
9	3	9:51.392	1:20.095	1:17.374	2:23.542	3:53.024	57.357
10	3	9:45.514	1:18.362	1:18.619	2:24.684	3:47.363	56.486
11	3	10:03.632	1:17.382	1:20.252	2:22.368	4:06.459	57.171
12	3	10:21.562	1:17.418	1:17.189	2:23.677	4:18.165	
13	1	12:14.779	2:53.799	1:19.266	2:29.512	4:33.202	59.000
14	1	10:27.560	1:19.848	1:21.023	2:30.856	4:16.943	58.890
15	1	10:02.019	1:19.658	1:21.113	2:27.526	3:55.648	58.074
16	1	9:55.401	1:19.235	1:18.916	2:27.157	3:51.364	58.729
17	1	9:52.339	1:19.012	1:19.014	2:25.022	3:52.163	57.128
18	1	9:55.875	1:18.441	1:18.057	2:24.492	3:48.034	
19	3	14:03.911	5:35.406	1:17.754	2:24.711	3:48.589	57.451
20	3	9:45.832	1:17.902	1:17.727	2:26.766	3:46.712	56.725
21	3	9:42.085	1:18.358	1:17.676	2:23.397	3:45.942	56.712
22	3	9:38.090	1:18.375	1:19.100	2:21.239	3:43.004	56.372
23	3	9:44.761	1:17.307	1:16.133	2:21.497	3:41.786	1:08.038




58. ADAC Barbarossapreis

MSC-Sinzig e.V. im ADAC, Arienheller Str. 41a, D-56598 Rheinbrohl

Nürburgring, Länge 24358 m

Nürburgring Langstrecken-Serie



DMSB Reg.-Nr. R-15499/26

Sector Times Rennen

24	3	9:57.875	1:19.029	1:18.894	2:26.456	3:53.565	59.931
----	---	----------	----------	----------	----------	----------	--------

446	Schröder(1) / Brandl(2)		Porsche Cayman		theoretical besttime:9:37.042		
-----	-------------------------	--	----------------	--	-------------------------------	--	--

Lap	Driver	Laptime	Sector 1	Sector 2	Sector 3	Sector 4	Sector 5
1	2	10:11.414	1:28.507	1:20.037	2:25.759	4:00.129	56.982
2	2	10:23.277	1:19.865	1:19.449	2:25.397	4:21.015	57.551
3	2	10:40.199	1:21.323	1:18.385	2:26.194	4:32.360	1:01.937
4	2	9:49.160	1:19.886	1:18.482	2:25.209	3:48.179	57.404
5	2	9:45.411	1:18.680	1:17.598	2:24.794	3:46.994	57.345
6	2	9:52.878	1:18.676	1:17.379	2:24.742	3:46.789	
7	1	12:52.726	3:50.088	1:21.422	2:33.509	4:07.976	59.731
8	1	10:27.692	1:20.866	1:20.733	2:42.232	4:05.712	58.149
9	1	9:56.152	1:19.916	1:19.735	2:26.249	3:50.576	59.676
10	1	10:00.185	1:19.185	1:19.824	2:30.242	3:52.878	58.056
11	1	10:08.072	1:19.069	1:18.602	2:27.650	4:03.342	59.409
12	1	10:36.455	1:20.123	1:21.458	2:26.072	4:30.772	58.030
13	1	10:45.378	1:19.638	1:18.224	2:27.434	4:28.610	
14	2	12:59.919	4:28.745	1:19.178	2:26.507	3:48.430	57.059
15	2	9:45.477	1:18.671	1:19.625	2:23.638	3:46.200	57.343
16	2	9:41.584	1:18.142	1:17.550	2:22.855	3:46.600	56.437
17	2	9:38.717 #	1:18.181	1:17.386	2:23.264	3:43.196	56.690
18	2	9:39.624	1:18.441	1:17.232	2:24.681	3:43.033	56.237
19	2	9:51.261	1:18.857	1:16.775	2:22.933	3:48.135	
20	1	12:19.998	3:32.427	1:21.926	2:30.028	3:57.465	58.152
21	1	10:13.470	1:20.993	1:21.970	2:32.313	4:00.219	57.975
22	1	10:07.517	1:20.688	1:21.398	2:28.484	3:58.854	58.093
23	1	10:03.667	1:20.850	1:19.816	2:26.576	3:55.139	1:01.286
24	1	9:58.937	1:20.523	1:19.772	2:26.669	3:53.516	58.457

447	Beckwermert(1) / Klinkmüller(2)		Porsche Cayman		theoretical besttime:9:36.716		
-----	---------------------------------	--	----------------	--	-------------------------------	--	--

Lap	Driver	Laptime	Sector 1	Sector 2	Sector 3	Sector 4	Sector 5
1	2	10:39.017	1:30.646	1:22.565	2:31.778	4:13.881	1:00.147
2	2	11:09.234	1:20.448	1:21.285	2:39.027	4:47.352	1:01.122
3	2	10:44.183	1:20.842	1:22.088	2:33.224	4:28.375	59.654
4	2	10:18.428	1:20.153	1:22.014	2:32.639	4:04.241	59.381
5	2	10:31.305	1:21.991	1:22.407	2:33.730	4:13.192	59.985
6	2	10:23.777	1:21.269	1:22.268	2:32.355	3:59.416	
7	1	12:16.525	3:18.812	1:20.580	2:40.287	4:00.293	56.553
8	1	10:04.290	1:17.573	1:16.769	2:35.352	3:57.072	57.524
9	1	9:40.377	1:18.676	1:17.461	2:22.109	3:44.988	57.143
10	1	9:48.021	1:17.744	1:18.641	2:23.116	3:50.844	57.676
11	1	9:49.459	1:18.558	1:17.998	2:23.089	3:52.378	57.436
12	1	10:20.245	1:17.592	1:17.253	2:22.787	4:24.232	58.381
13	1	10:33.098	1:17.146	1:18.160	2:22.316	4:29.611	
14	2	14:06.063	5:08.102	1:23.496	2:31.798	4:04.002	58.665



58. ADAC Barbarossapreis

MSC-Sinzig e.V. im ADAC, Arienheller Str. 41a, D-56598 Rheinbrohl

Nürburgring, Länge 24358 m

Nürburgring Langstrecken-Serie



DMSB Reg.-Nr. R-15499/26

Sector Times Rennen

15	2	10:18.596	1:22.535	1:23.257	2:32.645	4:00.566	59.593
16	2	10:14.153	1:20.562	1:22.356	2:33.745	3:58.740	58.750
17	2	10:18.222	1:20.367	1:21.648	2:33.547	4:03.092	59.568
18	2	10:20.034	1:21.612	1:22.768	2:32.919	4:03.142	59.593
19	2	10:37.601	1:22.045	1:24.951	2:36.604	4:05.831	
20	1	11:40.078	3:12.556	1:17.311	2:25.313	3:47.970	56.928
21	1	9:39.432	1:18.235	1:17.549	2:21.609	3:45.412	56.627
22	1	9:38.480 #	1:17.869	1:17.257	2:21.504	3:44.744	57.106
23	1	9:56.356	1:18.823	1:19.614	2:26.137	3:51.188	1:00.594

455	Baumann(1) / Trinius(2) / Held(3)	Porsche Cayman	theoretical besttime:9:59.024				
-----	-----------------------------------	----------------	-------------------------------	--	--	--	--

Lap	Driver	Laptime	Sector 1	Sector 2	Sector 3	Sector 4	Sector 5
1	1	10:38.173	1:32.500	1:22.987	2:32.034	4:11.547	59.105
2	1	10:26.349	1:20.609	1:18.322	2:28.305	4:18.707	1:00.406
3	1	10:44.689	1:20.907	1:21.749	2:30.952	4:31.434	59.647
4	1	10:09.974	1:21.226	1:21.053	2:29.746	3:57.917	1:00.032
5	1	10:03.808 #	1:20.731	1:19.984	2:29.487	3:54.704	58.902
6	1	10:48.592	1:20.135	1:38.699	2:41.084	3:57.168	
7	3	13:49.979	4:07.056	1:27.993	2:50.275	4:23.611	1:01.044
8	3	10:44.257	1:23.538	1:25.012	2:42.563	4:11.809	1:01.335
9	3	10:29.161	1:21.932	1:24.924	2:34.062	4:07.799	1:00.444
10	3	10:40.075	1:22.973	1:23.741	2:34.686	4:17.544	1:01.131
11	3	10:51.196	1:22.595	1:23.881	2:34.142	4:28.915	1:01.663
12	3	11:05.679	1:24.525	1:23.458	2:32.674	4:43.911	1:01.111
13	3	11:07.864	1:23.378	1:24.627	2:34.266	4:43.039	1:02.554
14	3	10:48.387	1:25.257	1:26.831	2:34.688	4:11.455	
15	2	14:28.597	5:15.889	1:28.180	2:43.207	4:02.282	59.039
16	2	10:16.331	1:23.017	1:25.711	2:30.790	3:57.450	59.363
17	2	10:20.410	1:23.744	1:26.320	2:33.743	3:57.793	58.810
18	2	10:07.705	1:23.561	1:22.603	2:29.279	3:53.699	58.563
19	2	10:20.647	1:21.278	1:21.419	2:33.376	4:04.579	59.995
20	2	10:27.602	1:22.816	1:23.958	2:29.717	4:02.220	
21	2	11:47.956	2:50.793	1:27.081	2:32.388	3:58.469	59.225
22	2	10:24.496	1:23.462	1:22.181	2:32.555	4:05.075	1:01.223

470	Jung(1) / Eichhorn(2) / Weinstock(3) / Unland(4)	Cupra Leon	theoretical besttime:9:17.226				
-----	--	------------	-------------------------------	--	--	--	--

Lap	Driver	Laptime	Sector 1	Sector 2	Sector 3	Sector 4	Sector 5
1	4	9:25.995	1:16.871	1:13.829	2:17.737	3:42.830	54.728
2	4	9:36.749	1:15.488	1:13.635	2:17.256	3:55.915	54.455
3	4	9:54.074	1:16.471	1:15.143	2:19.889	4:07.932	54.639
4	4	9:20.555 #	1:16.124	1:13.979	2:19.002	3:37.080	54.370
5	4	9:23.597	1:15.776	1:14.657	2:20.158	3:38.164	54.842
6	4	9:32.639	1:16.823	1:14.252	2:22.483	3:36.477	
7	2	11:53.760	3:28.300	1:17.445	2:28.347	3:44.358	55.310
8	2	10:02.184	1:18.113	1:17.588	2:37.368	3:53.562	55.553



58. ADAC Barbarossapreis

MSC-Sinzig e.V. im ADAC, Arienheller Str. 41a, D-56598 Rheinbrohl

Nürburgring, Länge 24358 m

Nürburgring Langstrecken-Serie



DMSB Reg.-Nr. R-15499/26

Sector Times Rennen

9	2	9:44.391	1:17.108	1:17.085	2:27.840	3:46.231	56.127
10	2	9:44.277	1:17.464	1:20.037	2:26.841	3:43.714	56.221
11	2	9:53.625	1:18.518	1:17.503	2:23.507	3:58.403	55.694
12	2	10:05.025	1:17.786	1:17.180	2:23.378	4:10.666	56.015
13	2	10:29.230	1:19.449	1:16.972	2:23.287	4:24.384	
14	3	12:43.928	3:40.079	1:18.706	2:25.494	4:24.201	55.448
15	3	9:49.346	1:17.311	1:18.917	2:24.681	3:51.464	56.973
16	3	9:48.574	1:18.373	1:19.555	2:26.580	3:47.917	56.149
17	3	9:39.327	1:17.587	1:17.028	2:24.112	3:44.957	55.643
18	3	9:40.465	1:17.524	1:17.773	2:24.201	3:45.098	55.869
19	3	9:43.548	1:18.658	1:18.017	2:23.998	3:46.465	56.410
20	3	9:58.084	1:18.564	1:17.469	2:26.848	3:48.965	
21	1	13:09.302	4:33.800	1:20.194	2:25.130	3:52.802	57.376
22	1	9:54.470	1:19.024	1:18.398	2:25.856	3:52.651	58.541
23	1	9:45.872	1:18.152	1:19.569	2:23.859	3:48.357	55.935
24	1	9:51.609	1:18.640	1:18.313	2:26.039	3:51.827	56.790

472		Fütting(1) / Simons(2) / Jung(3)		Cupra Leon		theoretical besttime:9:29.671	
Lap	Driver	Laptime	Sector 1	Sector 2	Sector 3	Sector 4	Sector 5
1	3	9:43.751	1:21.041	1:18.004	2:20.943	3:48.330	55.433
2	3	10:02.844	1:16.551	1:16.141	2:20.904	4:12.070	57.178
3	3	10:09.035	1:17.436	1:18.705	2:22.901	4:13.045	56.948
4	3	9:32.085 #	1:16.638	1:16.258	2:22.732	3:41.215	55.242
5	3	9:41.495	1:17.116	1:15.759	2:21.411	3:42.683	
6	1	12:26.288	3:47.500	1:19.696	2:28.595	3:53.811	56.686
7	1	10:07.543	1:20.236	1:19.091	2:31.795	3:56.688	59.733
8	1	11:04.226	1:20.902	1:21.426	2:51.981	4:18.528	
9	1	13:11.894	4:31.967	1:20.996	2:30.249	3:51.375	57.307
10	1	10:13.222	1:20.024	1:22.491	2:33.134	3:59.798	57.775
11	1	10:37.138	1:19.193	1:20.974	2:34.956	4:14.166	
12	2	13:32.520	3:28.388	1:25.308	2:38.457	5:00.041	1:00.326
13	2	10:59.754	1:21.304	1:23.900	2:34.116	4:41.192	59.242
14	2	10:25.471	1:20.166	1:22.174	2:32.606	4:11.625	58.900
15	2	10:18.791	1:19.372	1:22.438	2:34.150	4:04.369	58.462
16	2	10:28.687	1:19.799	1:20.732	2:34.273	4:12.405	1:01.478
17	2	10:25.139	1:19.965	1:22.657	2:34.351	4:05.651	1:02.515
18	2	10:34.421	1:20.070	1:20.570	2:37.973	4:06.400	
19	1	13:05.484	4:26.440	1:20.409	2:29.825	3:51.570	57.240
20	1	10:07.026	1:18.688	1:21.367	2:31.767	3:57.948	57.256
21	1	10:17.736	1:19.441	1:22.749	2:34.479	4:01.270	59.797
22	1	10:20.676	1:19.844	1:23.218	2:36.592	4:01.367	59.655
23	1	10:23.544	1:22.311	1:24.371	2:37.001	4:00.435	59.426



58. ADAC Barbarossapreis

MSC-Sinzig e.V. im ADAC, Arienheller Str. 41a, D-56598 Rheinbrohl

Nürburgring, Länge 24358 m

Nürburgring Langstrecken-Serie



DMSB Reg.-Nr. R-15499/26

Sector Times Rennen

480		Dupré(1) / Nett(2) / Nett(3)		AUDI S3		theoretical besttime:9:27.728	
Lap	Driver	Laptime	Sector 1	Sector 2	Sector 3	Sector 4	Sector 5
1	2	9:32.404 #	1:19.172	1:14.969	2:18.064	3:46.801	53.398
2	2	21:38.748	1:16.276	1:14.038	2:17.215	11:37.696	

488		Alger(1) / Deißler(2) / Pauwels(3)		BMW 128ti		theoretical besttime:9:34.289	
Lap	Driver	Laptime	Sector 1	Sector 2	Sector 3	Sector 4	Sector 5
1	3	10:04.692	1:24.432	1:20.179	2:25.060	3:57.327	57.694
2	3	10:19.619	1:18.322	1:17.466	2:22.883	4:22.725	58.223
3	3	10:34.072	1:17.942	1:21.101	2:23.627	4:25.813	1:05.589
4	3	9:41.764	1:19.102	1:17.468	2:23.216	3:44.732	57.246
5	3	9:35.279 #	1:17.732	1:16.584	2:21.171	3:42.916	56.876
6	3	10:02.822	1:17.599	1:15.993	2:20.905	3:54.979	
7	1	13:30.888	4:07.736	1:26.269	2:39.179	4:16.683	1:01.021
8	1	10:47.741	1:21.368	1:22.866	2:45.814	4:18.284	59.409
9	1	10:21.695	1:21.972	1:23.583	2:32.573	4:03.870	59.697
10	1	10:27.622	1:21.728	1:23.775	2:32.406	4:06.893	1:02.820
11	1	10:34.882	1:21.752	1:22.689	2:33.268	4:16.833	1:00.340
12	1	10:53.891	1:21.286	1:21.134	2:32.599	4:37.970	1:00.902
13	1	11:02.203	1:21.729	1:21.186	2:32.165	4:35.908	
14	2	12:22.302	3:45.059	1:19.955	2:26.965	3:52.320	58.003
15	2	9:44.083	1:18.638	1:18.108	2:23.738	3:45.994	57.605
16	2	9:42.230	1:18.476	1:17.107	2:23.117	3:45.930	57.600
17	2	9:45.627	1:18.279	1:17.042	2:23.364	3:48.488	58.454
18	2	9:52.444	1:18.426	1:17.448	2:21.415	3:44.074	
19	2	12:18.458	3:48.973	1:19.347	2:23.816	3:48.053	58.269
20	2	9:44.996	1:18.740	1:16.893	2:22.702	3:48.535	58.126
21	2	9:43.405	1:19.089	1:17.090	2:22.934	3:46.611	57.681
22	2	9:51.392	1:18.681	1:23.865	2:24.032	3:46.808	58.006
23	2	10:15.973	1:21.279	1:20.437	2:30.474	3:59.135	1:04.648

491		Wiesner(1) / Schäfer(2)		Hyundai i30N		theoretical besttime:	
Lap	Driver	Laptime	Sector 1	Sector 2	Sector 3	Sector 4	Sector 5
1	2	9:31.838 #	1:18.000	1:14.647	2:18.542	3:45.231	55.418

494		Schönfeld(1) / Schütze(2) / Pellegrino Fernandes(3)		VW Golf 8 GTI Clubsport		theoretical besttime:9:24.471	
Lap	Driver	Laptime	Sector 1	Sector 2	Sector 3	Sector 4	Sector 5
1	1	9:57.614	1:22.670	1:18.664	2:24.136	3:56.754	55.390
2	1	10:00.858	1:17.203	1:16.467	2:21.618	4:09.039	56.531
3	1	10:18.763	1:19.385	1:20.717	2:25.810	4:15.944	56.907
4	1	9:37.588	1:17.638	1:17.458	2:23.016	3:44.066	55.410
5	1	9:46.758	1:17.476	1:18.554	2:22.745	3:43.233	
6	2	11:52.037	3:38.518	1:17.296	2:20.911	3:40.689	54.623
7	2	9:36.312	1:18.451	1:15.221	2:23.406	3:44.728	54.506



58. ADAC Barbarossapreis

MSC-Sinzig e.V. im ADAC, Arienheller Str. 41a, D-56598 Rheinbrohl

Nürburgring, Länge 24358 m

Nürburgring Langstrecken-Serie



DMSB Reg.-Nr. R-15499/26

Sector Times Rennen

8	2	9:53.746	1:17.244	1:15.656	2:34.943	3:50.999	54.904
9	2	9:27.152 #	1:17.458	1:17.281	2:18.997	3:38.761	54.655
10	2	9:28.258	1:17.753	1:16.124	2:20.986	3:39.106	54.289
11	2	9:55.524	1:17.673	1:15.628	2:19.918	3:57.391	
12	1	12:50.212	3:36.018	1:18.614	2:25.915	4:32.184	57.481
13	1	10:24.076	1:18.278	1:17.544	2:25.337	4:26.643	56.274
14	1	10:17.281	1:18.465	1:18.265	2:25.223	4:18.743	56.585
15	1	9:50.177	1:19.324	1:19.428	2:25.798	3:49.444	56.183
16	1	9:50.764	1:18.662	1:19.396	2:25.837	3:50.196	56.673
17	1	9:57.640	1:19.824	1:20.908	2:26.533	3:53.984	56.391
18	1	10:01.733	1:19.380	1:19.213	2:26.765	3:50.694	
19	1	12:07.568	3:36.446	1:18.203	2:25.414	3:50.955	56.550
20	1	10:03.884	1:20.142	1:19.860	2:26.146	3:51.958	
21	3	12:17.881	3:12.239	1:25.143	2:35.280	4:06.166	59.053
22	3	10:33.034	1:22.730	1:22.429	2:33.494	4:09.403	1:04.978
23	3	10:49.910	1:24.538	1:24.529	2:40.004	4:08.657	1:12.182
24	3	10:33.915	1:24.560	1:25.236	2:36.633	4:08.356	59.130

495	Fritzsche(1) / Bohrer(2)		VW Golf 8.5 GTI Clubsport		theoretical besttime:9:20.111		
Lap	Driver	Laptime	Sector 1	Sector 2	Sector 3	Sector 4	Sector 5
1	2	9:28.607	1:18.107	1:14.724	2:17.716	3:43.533	54.527
2	2	9:40.774	1:15.591	1:14.615	2:18.228	3:57.666	54.674
3	2	9:55.090	1:16.036	1:14.950	2:19.349	4:09.397	55.358
4	2	9:24.921 #	1:16.406	1:15.825	2:19.464	3:38.295	54.931
5	2	9:26.981	1:16.982	1:15.471	2:19.709	3:40.015	54.804
6	2	9:34.465	1:16.541	1:15.626	2:19.253	3:39.223	
7	2	11:35.269	3:19.527	1:15.527	2:22.443	3:43.878	53.894
8	2	9:47.458	1:16.210	1:14.716	2:31.783	3:49.749	55.000
9	2	9:37.381	1:16.991	1:14.788	2:20.552	3:49.622	55.428

500	Stahlschmidt(1) / Leisen(2) / Zils(3)		BMW 330i		theoretical besttime:9:24.909		
Lap	Driver	Laptime	Sector 1	Sector 2	Sector 3	Sector 4	Sector 5
1	2	9:35.767	1:20.575	1:15.723	2:18.032	3:46.062	55.375
2	2	9:50.444	1:17.003	1:14.848	2:18.490	4:03.215	56.888
3	2	9:55.517	1:16.892	1:14.775	2:19.099	4:08.090	56.661
4	2	9:29.971	1:17.156	1:14.475	2:20.392	3:41.307	56.641
5	2	9:28.807 #	1:17.763	1:15.196	2:18.806	3:40.135	56.907
6	2	9:40.778	1:17.715	1:16.617	2:24.402	3:45.222	56.822

501	Yang(1) / Lin(2)		BMW 330i		theoretical besttime:9:46.035		
Lap	Driver	Laptime	Sector 1	Sector 2	Sector 3	Sector 4	Sector 5
1	1	10:39.738	1:31.409	1:22.782	2:33.008	4:12.928	59.611
2	1	10:52.705	1:20.140	1:21.076	2:32.140	4:39.377	59.972
3	1	10:30.938	1:20.397	1:21.189	2:28.293	4:22.614	58.445
4	1	10:04.599	1:21.167	1:19.997	2:28.971	3:56.216	58.248



58. ADAC Barbarossapreis

MSC-Sinzig e.V. im ADAC, Arienheller Str. 41a, D-56598 Rheinbrohl

Nürburgring, Länge 24358 m

Nürburgring Langstrecken-Serie



DMSB Reg.-Nr. R-15499/26

Sector Times Rennen

5	1	10:05.157	1:23.625	1:20.964	2:29.009	3:53.421	58.138
6	1	10:02.754	1:20.570	1:22.050	2:28.123	3:53.369	58.642
7	1	10:12.275	1:20.519	1:18.928	2:29.333	4:04.920	58.575
8	1	10:31.140	1:20.779	1:18.439	2:41.375	4:02.469	
9	2	12:36.416	3:24.071	1:24.779	2:34.195	4:11.693	1:01.678
10	2	10:53.726	1:23.542	1:26.644	2:41.147	4:21.098	1:01.295
11	2	11:10.911	1:26.215	1:29.691	2:43.530	4:31.160	1:00.315
12	2	11:38.858	1:23.994	1:27.005	2:37.281	5:08.866	1:01.712
13	2	11:33.554	1:28.388	1:26.768	2:39.377	4:54.514	1:04.507
14	2	10:58.792	1:23.023	1:28.247	2:39.662	4:27.074	1:00.786
15	2	10:49.548	1:24.379	1:27.650	2:40.248	4:16.486	1:00.785
16	2	11:08.442	1:25.056	1:27.008	2:36.998	4:25.458	
17	1	15:45.886	7:10.792	1:20.200	2:26.324	3:50.217	58.353
18	1	9:53.400	1:20.936	1:20.682	2:24.922	3:49.079	57.781
19	1	9:50.487	1:19.840	1:18.961	2:23.868	3:50.155	57.663
20	1	9:50.106	1:19.850	1:17.529	2:23.825	3:51.668	57.234
21	1	9:49.663 #	1:20.083	1:18.822	2:23.733	3:50.111	56.914
22	1	10:07.672	1:19.843	1:18.494	2:24.335	3:48.108	1:16.892
23	1	9:55.229	1:19.751	1:19.783	2:25.001	3:52.984	57.710

502		Ehrhardt(1) / Ehrhardt(2) / Pirrone(3)		BMW 330i		theoretical besttime:9:57.105		
Lap	Driver	Laptime	Sector 1	Sector 2	Sector 3	Sector 4	Sector 5	
1	3	10:18.141	1:28.733	1:21.266	2:27.894	4:01.797	58.451	
2	3	10:21.848	1:20.363	1:19.036	2:27.029	4:16.006	59.414	
3	3	10:36.289	1:20.936	1:19.610	2:28.518	4:25.810	1:01.415	
4	3	9:59.474	1:20.229	1:19.235	2:27.746	3:54.404	57.860	
5	3	9:58.592 #	1:20.599	1:18.826	2:27.134	3:53.724	58.309	
6	3	10:07.653	1:20.290	1:19.370	2:26.672	3:53.518		
7	3	12:57.211	3:43.198	1:23.706	2:34.012	4:17.257	59.038	
8	1	10:43.089	1:22.934	1:22.953	2:45.254	4:12.078	59.870	
9	1	10:14.251	1:22.660	1:22.502	2:31.120	3:58.998	58.971	
10	1	10:18.420	1:22.287	1:21.347	2:31.905	4:03.751	59.130	
11	1	10:24.954	1:22.353	1:23.384	2:31.604	4:09.082	58.531	
12	1	10:49.838	1:21.739	1:20.485	2:30.589	4:37.990	59.035	
13	1	10:58.157	1:22.585	1:21.498	2:29.841	4:32.852		
14	2	14:45.438	5:56.444	1:21.921	2:29.559	3:58.562	58.952	
15	2	10:10.391	1:21.190	1:20.828	2:30.524	3:59.306	58.543	
16	2	10:09.423	1:20.960	1:21.504	2:28.387	3:59.587	58.985	
17	2	10:07.454	1:21.725	1:20.314	2:28.991	3:55.461	1:00.963	
18	2	10:06.448	1:20.926	1:20.000	2:30.591	3:56.375	58.556	
19	2	10:14.883	1:21.132	1:19.609	2:29.381	3:56.957		
20	2	12:23.275	3:39.763	1:20.392	2:27.985	3:55.646	59.489	
21	2	10:10.049	1:22.052	1:20.349	2:28.639	3:58.671	1:00.338	
22	2	10:24.826	1:23.251	1:20.827	2:29.850	3:56.667	1:14.231	
23	2	10:06.844	1:22.739	1:21.091	2:28.352	3:54.974	59.688	



58. ADAC Barbarossapreis

MSC-Sinzig e.V. im ADAC, Arienheller Str. 41a, D-56598 Rheinbrohl

Nürburgring, Länge 24358 m

Nürburgring Langstrecken-Serie



DMSB Reg.-Nr. R-15499/26

Sector Times Rennen

503		Höckfelt(1) / Egger(2) / Kraav(3)		Toyota Supra			theoretical besttime:9:38.241	
Lap	Driver	Laptime	Sector 1	Sector 2	Sector 3	Sector 4	Sector 5	
1	3	10:05.224	1:25.572	1:20.071	2:24.634	3:57.164	57.783	
2	3	10:23.736	1:18.292	1:17.209	2:23.212	4:26.809	58.214	
3	3	10:50.610	1:19.246		3:39.839	4:38.026		
4	3	11:02.572	2:27.863	1:16.345	2:22.662	3:47.528		
5	3	11:00.229	2:29.954	1:16.690	2:24.899	3:51.092	57.594	
6	3	9:39.425 #	1:18.049	1:17.529	2:22.473	3:43.918	57.456	
7	3	11:28.960	1:20.908	1:21.446	2:27.931	5:08.944		
8	2	18:12.082	9:25.500	1:20.549	2:30.973	3:53.755	1:01.305	
9	2	10:18.987	1:21.012	1:23.207	2:31.251	4:02.804	1:00.713	
10	2	10:43.911	1:21.398	1:23.525	2:40.480	4:16.508	1:02.000	
11	2	10:56.753	1:22.950	1:23.412	2:32.758	4:38.026	59.607	
12	2	11:13.955	1:21.694	1:21.866	2:42.039	4:41.813	1:06.543	
13	2	10:23.891	1:23.965	1:22.765	2:34.221	4:03.638	59.302	
14	2	10:20.375	1:21.128	1:23.535	2:32.827	4:03.441	59.444	
15	2	10:41.789	1:23.900	1:22.467	2:34.292	4:10.753		
16	1	13:21.572	4:20.762	1:22.815	2:34.246	4:02.675	1:01.074	
17	1	10:30.897	1:23.719	1:22.457	2:31.006	4:10.595	1:03.120	
18	1	10:10.144	1:19.809	1:20.676	2:28.100	3:59.619	1:01.940	
19	1	10:09.628	1:20.086	1:20.123	2:28.799	4:00.869	59.751	
20	1	10:00.750	1:18.322	1:18.352	2:27.562	3:56.064	1:00.450	
21	1	10:06.425	1:19.861	1:20.719	2:28.369	3:58.524	58.952	
22	1	10:08.864	1:19.820	1:20.075	2:30.820	3:59.203	58.946	

505		van Vooren(1) / Blümer(2) / Silecki(3)		BMW F30			theoretical besttime:10:01.290	
Lap	Driver	Laptime	Sector 1	Sector 2	Sector 3	Sector 4	Sector 5	
1	2	10:39.642	1:31.095	1:22.719	2:32.226	4:13.187	1:00.415	
2	2	10:44.052	1:21.075	1:20.659	2:32.418	4:30.824	59.076	
3	2	10:37.823	1:21.547	1:21.370	2:30.603	4:23.846	1:00.457	
4	2	10:07.641	1:22.399	1:19.753	2:29.303	3:56.542	59.644	
5	2	10:02.987 #	1:21.017	1:21.228	2:28.822	3:53.299	58.621	
6	2	10:13.106	1:20.795	1:20.347	2:29.611	3:55.263		
7	3	15:56.024	4:28.490	1:45.108	3:24.735	5:05.963	1:11.728	
8	3	12:16.357	1:30.433	1:38.256	3:06.998	4:53.342	1:07.328	
9	3	11:50.989	1:28.977	1:33.719	2:58.291	4:43.267	1:06.735	
10	3	11:55.558	1:27.984	1:34.355	2:56.099	4:49.213	1:07.907	
11	3	12:39.531	1:28.180	1:35.203	3:03.570	5:18.444	1:14.134	
12	3	13:32.075	1:32.182	1:42.891	3:15.653	5:32.492		
13	1	15:00.211	4:42.802	1:30.222	2:53.436	4:38.682		
14	1	12:49.515	3:17.622	1:28.335	2:44.227	4:16.513	1:02.818	
15	1	10:39.152	1:23.880	1:25.632	2:36.856	4:10.222	1:02.562	
16	1	10:30.529	1:22.969	1:25.502	2:35.593	4:05.433	1:01.032	
17	1	10:26.638	1:22.887	1:25.244	2:33.765	4:04.155	1:00.587	



58. ADAC Barbarossapreis

MSC-Sinzig e.V. im ADAC, Arienheller Str. 41a, D-56598 Rheinbrohl

Nürburgring, Länge 24358 m

Nürburgring Langstrecken-Serie



DMSB Reg.-Nr. R-15499/26

Sector Times Rennen

18	1	10:28.850	1:23.483	1:25.968	2:35.589	4:03.638	1:00.172
19	1	10:39.828	1:24.137	1:25.079	2:36.195	4:05.273	
20	1	11:43.314	2:39.393	1:24.294	2:35.076	4:04.252	1:00.299
21	1	10:38.079	1:23.667	1:25.098	2:37.180	4:10.665	1:01.469

506	Chong(1) / Garbe(2) / Schambony(3)			BMW 228i		theoretical besttime:10:19.487		
Lap	Driver	Laptime	Sector 1	Sector 2	Sector 3	Sector 4	Sector 5	
1	1	11:49.123	1:33.669	1:28.338	2:43.655	4:41.024		
2	1	13:00.781	2:21.891	1:26.209	2:43.720	5:27.720	1:01.241	
3	1	11:06.169	1:26.714	1:28.735	2:43.746	4:23.780	1:03.194	
4	1	11:03.189	1:27.540	1:27.775	2:41.825	4:24.547	1:01.502	
5	1	10:58.146	1:26.265	1:25.458	2:43.981	4:21.926	1:00.516	
6	1	10:59.234	1:26.571	1:30.578	2:42.981	4:16.977	1:02.127	
7	1	11:29.005	1:21.144	1:27.110	2:57.311	4:32.832		
8	1	18:12.743	8:46.247	1:28.654	2:39.172	4:18.028	1:00.642	
9	1	11:02.621	1:25.358	1:25.912	2:34.099	4:24.838		
10	2	15:01.107	4:27.331	1:31.720	2:47.763	5:07.663	1:06.630	
11	2	11:53.363	1:27.363	1:28.934	2:45.354	5:06.744	1:04.968	
12	2	11:20.732	1:26.485	1:28.818	2:45.417	4:35.913	1:04.099	
13	2	10:43.777	1:24.697	1:25.848	2:40.333	4:11.881	1:01.018	
14	2	10:39.200	1:23.780	1:25.651	2:34.681	4:14.105	1:00.983	
15	2	10:35.067	1:22.269	1:23.408	2:32.079	4:04.885		
16	2	14:49.632	5:37.865	1:24.555	2:34.639	4:11.274	1:01.299	
17	2	10:25.137 #	1:22.207	1:22.636	2:32.710	4:07.232	1:00.352	
18	2	10:31.948	1:22.317	1:22.218	2:30.888	4:05.245		
19	3	27:58.960	15:55.374	1:47.094	3:22.056	5:21.662	1:32.774	

510	Oliveira(1) / Ibanez Trullols(2) / Montserrat Simo(3)			BMW F30		theoretical besttime:9:35.983		
Lap	Driver	Laptime	Sector 1	Sector 2	Sector 3	Sector 4	Sector 5	
1	2	10:11.096	1:28.358	1:19.020	2:26.131	3:59.969	57.618	
2	2	10:19.426	1:20.092	1:18.926	2:25.521	4:16.806	58.081	
3	2	10:38.806	1:20.680	1:18.263	2:26.194	4:31.552	1:02.117	
4	2	9:46.904	1:18.977	1:18.555	2:24.309	3:47.547	57.516	
5	2	9:41.584	1:18.399	1:17.166	2:22.916	3:45.848	57.255	
6	2	12:28.009	1:17.964	1:17.249	2:29.675	5:38.898		
7	1	13:31.294	4:15.943	1:21.753	2:42.827	4:12.626	58.145	
8	1	10:19.770	1:21.137	1:20.833	2:39.935	3:58.490	59.375	
9	1	9:52.673	1:19.151	1:18.318	2:24.770	3:52.732	57.702	
10	1	10:12.287	1:19.088	1:21.456	2:25.181	4:09.236	57.326	
11	1	10:07.784	1:18.402	1:17.445	2:27.359	4:06.997	57.581	
12	1	10:53.538	1:19.354	1:21.326	2:26.448	4:37.400		
13	3	14:57.166	5:54.008	1:22.040	2:27.199	4:15.119	58.800	
14	3	9:50.348	1:21.147	1:18.910	2:26.330	3:46.042	57.919	
15	3	9:51.686	1:18.744	1:18.398	2:23.294	3:54.236	57.014	
16	3	9:44.315	1:18.794	1:17.529	2:24.207	3:46.050	57.735	



58. ADAC Barbarossapreis

MSC-Sinzig e.V. im ADAC, Arienheller Str. 41a, D-56598 Rheinbrohl

Nürburgring, Länge 24358 m

Nürburgring Langstrecken-Serie



DMSB Reg.-Nr. R-15499/26

Sector Times Rennen

17	3	9:42.035	1:18.489	1:17.806	2:22.940	3:45.356	57.444
18	3	9:56.125	1:18.858	1:17.716	2:23.604	3:46.699	
19	3	12:05.462	3:37.469	1:17.943	2:25.274	3:46.682	58.094
20	3	9:43.915	1:18.868	1:18.395	2:23.929	3:45.412	57.311
21	3	9:39.767	1:18.272	1:16.385	2:21.988	3:44.783	58.339
22	3	9:36.097 #	1:18.078	1:16.056	2:21.622	3:43.949	56.392
23	3	9:47.607	1:18.198	1:18.433	2:27.758	3:45.430	57.788

514	Lee(1) / Lee(2)	BMW 330i	theoretical besttime:9:32.661				
-----	-----------------	----------	-------------------------------	--	--	--	--

Lap	Driver	Laptime	Sector 1	Sector 2	Sector 3	Sector 4	Sector 5
1	2	9:45.800	1:22.658	1:17.465	2:21.036	3:48.374	56.267
2	2	10:09.951	1:18.182	1:16.238	2:21.203	4:16.864	57.464
3	2	10:21.284	1:21.717	1:17.578	2:25.576	4:16.948	59.465
4	2	9:39.605	1:20.861	1:17.145	2:22.418	3:43.111	56.070
5	2	9:38.366	1:18.364	1:16.915	2:22.631	3:43.849	56.607
6	2	9:54.774	1:21.610	1:18.424	2:23.650	3:45.397	
7	1	11:39.189	3:09.677	1:17.303	2:25.263	3:49.799	57.147
8	1	10:08.985	1:20.037	1:17.477	2:36.549	3:57.900	57.022
9	1	9:42.316	1:19.051	1:16.960	2:21.334	3:47.694	57.277
10	1	9:40.108	1:19.174	1:17.792	2:22.581	3:43.416	57.145
11	1	9:53.989	1:22.208	1:16.532	2:21.483	3:56.364	57.402
12	1	10:12.138	1:18.846	1:16.737	2:21.433	4:08.854	
13	1	12:17.334	3:15.490	1:17.579	2:22.268	4:24.917	57.080
14	1	10:03.236	1:20.127	1:17.100	2:21.682	4:07.366	56.961
15	1	9:39.033	1:18.697	1:16.575	2:23.074	3:44.029	56.658
16	1	9:41.430	1:18.986	1:16.755	2:24.252	3:44.754	56.683
17	1	9:37.511	1:19.334	1:16.589	2:20.800	3:44.196	56.592
18	1	9:46.516	1:19.139	1:17.534	2:21.456	3:42.959	
19	1	13:32.416	5:09.670	1:18.439	2:23.897	3:43.297	57.113
20	1	9:38.957	1:18.116	1:16.653	2:22.566	3:44.925	56.697
21	1	9:35.409 #	1:18.091	1:17.359	2:20.577	3:41.928	57.454
22	1	9:35.592	1:19.106	1:15.995	2:20.823	3:42.675	56.993
23	1	11:29.513	1:18.537	1:17.400	2:22.112	3:51.008	
24	1	14:38.189	3:19.355	1:42.595	3:12.460	4:53.432	1:30.347

520	Miyazono(1) / Fujino(2) / Horino(3)	Toyota Supra	theoretical besttime:9:34.219				
-----	-------------------------------------	--------------	-------------------------------	--	--	--	--

Lap	Driver	Laptime	Sector 1	Sector 2	Sector 3	Sector 4	Sector 5
1	1	9:59.086	1:24.174	1:17.944	2:24.340	3:55.963	56.665
2	1	10:05.590	1:17.218	1:15.411	2:21.977	4:12.048	58.936
3	1	10:16.398	1:16.699	1:17.430	2:26.312	4:16.332	59.625
4	1	9:38.507 #	1:17.541	1:17.173	2:23.024	3:43.941	56.828
5	1	9:44.718	1:16.561	1:16.476	2:23.155	3:43.605	
6	3	13:15.502	3:28.178	1:29.685	2:47.584	4:26.439	1:03.616
7	3	11:26.520	1:26.603	1:30.286	2:48.424	4:38.783	1:02.424
8	3	11:31.009	1:21.321	1:27.182	2:57.055	4:40.349	1:05.102



58. ADAC Barbarossapreis

MSC-Sinzig e.V. im ADAC, Arienheller Str. 41a, D-56598 Rheinbrohl

Nürburgring, Länge 24358 m

Nürburgring Langstrecken-Serie



DMSB Reg.-Nr. R-15499/26

Sector Times Rennen

9	3	11:19.778	1:23.354	1:31.337	2:44.129	4:33.686	1:07.272
10	3	11:32.322	1:22.811	1:31.980	2:48.071	4:45.917	1:03.543
11	3	11:16.459	1:22.940	1:26.658	2:42.458	4:39.728	1:04.675
12	3	11:44.269	1:21.590	1:27.878	2:42.563	4:55.931	
13	2	13:40.345	4:08.210	1:23.305	2:39.488	4:27.695	1:01.647
14	2	10:52.886	1:22.876	1:24.376	2:37.538	4:23.424	1:04.672
15	2	10:51.415	1:22.790	1:24.194	2:46.993	4:17.084	1:00.354
16	2	10:46.648	1:22.583	1:27.543	2:38.848	4:16.499	1:01.175
17	2	10:38.321	1:21.758	1:26.128	2:38.222	4:09.873	1:02.340
18	2	10:32.058	1:22.646	1:24.185	2:35.477	4:05.999	1:03.751
19	2	11:06.385	1:20.816	1:29.604	2:39.587	4:12.299	
20	1	12:44.793	4:01.478	1:18.953	2:28.584	3:56.754	59.024
21	1	9:42.552	1:17.178	1:16.897	2:23.091	3:47.744	57.642
22	1	9:46.400	1:16.921	1:16.337	2:24.776	3:50.444	57.922

524		Ooms(1) / Timis(2) / Fleming(3)		Toyota Supra			theoretical besttime:9:18.780	
Lap	Driver	Laptime	Sector 1	Sector 2	Sector 3	Sector 4	Sector 5	
1	3	9:36.225	1:20.929	1:15.977	2:18.566	3:45.737	55.016	
2	3	9:52.707	1:16.598	1:15.010	2:18.735	4:05.952	56.412	
3	3	9:56.589	1:15.571	1:15.091	2:19.242	4:09.309	57.376	
4	3	9:23.191	1:15.903	1:13.353	2:19.228	3:39.267	55.440	
5	3	9:22.377 #	1:15.944	1:13.825	2:17.467	3:39.403	55.738	
6	3	9:33.310	1:15.923	1:14.080	2:17.906	3:37.373		
7	2	11:41.228	3:20.665	1:17.094	2:21.780	3:45.115	56.574	
8	2	9:55.950	1:17.364	1:16.417	2:33.126	3:52.821	56.222	
9	2	9:34.449	1:17.150	1:16.105	2:23.211	3:42.039	55.944	
10	2	9:38.551	1:17.556	1:18.628	2:22.466	3:43.966	55.935	
11	2	9:51.145	1:18.551	1:16.982	2:20.385	3:58.959	56.268	
12	2	9:58.532	1:17.981	1:18.144	2:20.084	4:05.915	56.408	
13	2	10:11.968	1:17.385	1:16.733	2:20.347	4:21.238	56.265	
14	2	10:17.603	1:16.971	1:15.842	2:20.857	4:19.234		
15	1	12:18.917	4:04.741	1:15.621	2:19.744	3:41.650	57.161	
16	1	9:29.862	1:16.855	1:15.311	2:20.733	3:40.812	56.151	
17	1	9:26.028	1:16.356	1:15.032	2:19.033	3:39.250	56.357	
18	1	9:25.199	1:16.291	1:14.249	2:18.627	3:39.712	56.320	
19	1	9:25.364	1:16.242	1:15.047	2:19.367	3:39.104	55.604	
20	1	9:23.091	1:16.782	1:14.497	2:18.040	3:37.405	56.367	
21	1	9:32.782	1:16.441	1:15.049	2:18.287	3:38.677		
22	1	12:15.259	4:04.864	1:15.719	2:17.997	3:39.691	56.988	
23	1	9:31.255	1:18.517	1:20.037	2:18.548	3:38.366	55.787	
24	1	9:42.896	1:16.739	1:15.511	2:18.819	3:39.142	1:12.685	
25	1	9:34.014	1:17.015	1:15.607	2:19.703	3:43.480	58.209	




58. ADAC Barbarossapreis

MSC-Sinzig e.V. im ADAC, Arienheller Str. 41a, D-56598 Rheinbrohl

Nürburgring, Länge 24358 m

Nürburgring Langstrecken-Serie



DMSB Reg.-Nr. R-15499/26

Sector Times Rennen

632	Jimmy Broadbent(1) / Brown(2) / Misha Charoudin(3) / Metzger(4)			Porsche 911 GT3 Cup			theoretical besttime:8:14.508	
Lap	Driver	Laptime	Sector 1	Sector 2	Sector 3	Sector 4	Sector 5	
1	4	8:32.549	1:18.222	1:11.066	2:03.988	3:11.532	47.741	
2	4	8:23.414	1:08.647	1:06.918	2:01.582	3:18.490	47.777	
3	4	8:55.471	1:08.513	1:06.852	2:02.721	3:49.492	47.893	
4	4	9:03.000	1:09.693	1:06.891	2:02.795	3:54.808	48.813	
5	4	8:16.712 #	1:09.076	1:06.791	2:01.681	3:11.515	47.649	
6	3	9:53.627	1:08.747	1:08.152	2:01.626	3:09.973		
7	3	10:02.549	2:38.652	1:09.877	2:07.059	3:17.931	49.030	
8	3	9:20.904	1:10.183	1:09.063	2:14.444	3:29.990	1:17.224	
9	3	9:00.739	1:10.346	1:09.015	2:23.412	3:29.180	48.786	
10	3	8:55.249	1:10.169	1:09.267	2:24.801	3:21.624	49.388	
11	3	8:35.411	1:10.917	1:08.942	2:06.118	3:19.268	50.166	
12	3	10:14.545	1:10.563	1:10.388	2:09.406	3:19.237		
13	2	10:16.402	2:35.776	1:09.259	2:07.677	3:25.911		
14	2	10:04.872	2:03.448	1:09.227	2:05.635	3:57.513	49.049	
15	2	9:13.122	1:09.055	1:08.832	2:05.569	4:00.175	49.491	
16	2	8:52.368	1:09.449	1:07.257	2:05.778	3:41.277	48.607	
17	2	8:26.451	1:09.768	1:07.210	2:04.630	3:15.823	49.020	
18	2	8:24.535	1:09.159	1:07.272	2:04.590	3:14.918	48.596	
19	2	8:26.957	1:09.568	1:08.273	2:06.138	3:14.285	48.693	
20	2	8:31.952	1:10.278	1:08.940	2:06.183	3:17.470	49.081	
21	1	10:12.110	1:09.577	1:09.112	2:05.545	3:18.189		
22	1	9:58.109	2:40.801	1:07.644	2:04.166	3:16.538	48.960	
23	1	8:25.727	1:09.161	1:08.071	2:05.455	3:14.099	48.941	
24	1	8:21.001	1:08.714	1:07.274	2:03.931	3:12.554	48.528	
25	1	8:32.530	1:09.648	1:10.359	2:06.721	3:16.796	49.006	
26	1	8:29.126	1:10.459	1:07.697	2:04.926	3:16.413	49.631	
27	1	8:39.954	1:10.083	1:07.841	2:04.919	3:13.382	1:03.729	
28	1	8:31.217	1:09.607	1:07.953	2:06.987	3:15.937	50.733	

650	Markert(1) / Bugane(2) / Müller(3) / Fübrieh(4)			BMW M240i Racing Cup			theoretical besttime:9:09.900	
Lap	Driver	Laptime	Sector 1	Sector 2	Sector 3	Sector 4	Sector 5	
1	4	9:34.086	1:24.540	1:17.511	2:18.849	3:39.009	54.177	
2	4	9:35.224	1:14.858	1:14.322	2:16.820	3:54.401	54.823	
3	4	9:43.564	1:15.430	1:13.481	2:16.274	4:03.231	55.148	
4	4	9:17.542	1:15.313	1:14.322	2:17.744	3:35.309	54.854	
5	4	9:17.853	1:15.301	1:14.277	2:17.162	3:36.294	54.819	
6	4	9:16.773	1:15.627	1:14.112	2:16.811	3:34.801	55.422	
7	4	9:29.323	1:15.363	1:14.323	2:16.965	3:38.528		
8	1	11:51.884	3:19.190	1:15.294	2:32.596	3:49.606	55.198	
9	1	9:40.308	1:15.865	1:13.940	2:30.193	3:45.258	55.052	
10	1	9:19.609	1:15.946	1:15.305	2:17.364	3:36.192	54.802	
11	1	9:18.738	1:16.365	1:13.615	2:17.837	3:35.848	55.073	




58. ADAC Barbarossapreis

MSC-Sinzig e.V. im ADAC, Arienheller Str. 41a, D-56598 Rheinbrohl

Nürburgring, Länge 24358 m

Nürburgring Langstrecken-Serie



DMSB Reg.-Nr. R-15499/26

Sector Times Rennen

12	1	9:27.448	1:15.695	1:13.262	2:17.326	3:46.022	55.143
13	1	10:06.827	1:16.290	1:13.943	2:16.385	4:16.898	
14	3	12:33.334	3:05.453	1:21.507	2:27.327	4:32.463	
15	2	11:07.120	2:43.523	1:16.148	2:21.718	3:49.598	56.133
16	2	9:31.977	1:18.183	1:16.430	2:20.415	3:40.862	56.087
17	2	9:31.296	1:16.355	1:15.909	2:20.294	3:43.251	55.487
18	2	9:38.475	1:17.061	1:17.322	2:19.232	3:39.924	
19	4	11:26.923	3:29.298	1:14.325	2:16.330	3:32.209	54.761
20	4	9:11.910 #	1:14.759	1:13.093	2:15.813	3:33.507	54.738
21	4	9:13.293	1:15.665	1:13.132	2:17.065	3:32.852	54.579
22	4	9:13.167	1:15.000	1:13.183	2:16.000	3:34.124	54.860
23	4	9:12.681	1:15.527	1:13.873	2:15.672	3:32.835	54.774
24	4	9:15.408	1:15.194	1:13.939	2:15.955	3:35.764	54.556
25	4	9:18.414	1:14.840	1:13.083	2:15.975	3:39.106	55.410

651		Albers(1) / Silva(2) / Bazarrica(3)		BMW M240i Racing Cup			theoretical besttime:9:09.338	
Lap	Driver	Laptime	Sector 1	Sector 2	Sector 3	Sector 4	Sector 5	
1	2	9:34.463	1:23.666	1:16.489	2:20.521	3:38.946	54.841	
2	2	9:38.548	1:15.423	1:13.715	2:17.738	3:56.905	54.767	
3	2	9:51.907	1:15.098	1:13.262	2:16.113	4:04.518		
4	2	10:25.209	2:23.203	1:13.990	2:18.502	3:34.444	55.070	
5	2	9:19.011	1:16.506	1:14.847	2:16.965	3:36.068	54.625	
6	2	9:14.440	1:15.342	1:13.241	2:16.451	3:34.766	54.640	
7	2	9:57.595	1:16.154	1:13.856	2:17.479	3:41.085		
8	1	12:18.185	3:35.896	1:18.073	2:37.603	3:50.642	55.971	
9	1	9:30.269	1:17.052	1:15.789	2:22.183	3:39.751	55.494	
10	1	9:26.737	1:16.554	1:15.588	2:19.293	3:40.791	54.511	
11	1	9:35.385	1:17.533	1:14.968	2:16.648	3:50.229	56.007	
12	1	9:36.349	1:16.151	1:14.938	2:18.106	3:51.748	55.406	
13	1	10:02.234	1:17.207	1:14.832	2:19.820	4:14.491	55.884	
14	1	10:02.489	1:16.881	1:14.906	2:20.685	4:14.818	55.199	
15	1	9:44.549	1:16.231	1:15.100	2:24.549	3:43.712		
16	3	11:29.333	3:23.175	1:16.449	2:18.839	3:36.000	54.870	
17	3	9:17.174	1:15.391	1:14.665	2:15.348	3:37.336	54.434	
18	3	9:16.261	1:16.196	1:13.670	2:16.065	3:35.917	54.413	
19	3	9:11.668 #	1:15.778	1:13.436	2:15.227	3:32.023	55.204	
20	3	9:14.120	1:16.018	1:13.503	2:14.602	3:35.550	54.447	
21	3	9:19.946	1:15.575	1:13.460	2:15.511	3:32.270		
22	3	12:40.617	4:37.371	1:16.043	2:17.759	3:34.904	54.540	
23	3	9:28.478	1:16.247	1:14.129	2:24.156	3:39.321	54.625	
24	3	9:30.480	1:16.660	1:14.432	2:16.054	3:33.288	1:10.046	
25	3	9:18.696	1:18.014	1:14.429	2:15.976	3:35.903	54.374	



58. ADAC Barbarossapreis

MSC-Sinzig e.V. im ADAC, Arienheller Str. 41a, D-56598 Rheinbrohl

Nürburgring, Länge 24358 m

Nürburgring Langstrecken-Serie



DMSB Reg.-Nr. R-15499/26

Sector Times Rennen

652	Opran(1) / van der Snel(2) / van der Snel(3)	BMW M240i Racing Cup			theoretical besttime:9:13.428		
Lap	Driver	Laptime	Sector 1	Sector 2	Sector 3	Sector 4	Sector 5
1	2	10:02.978	1:30.468	1:20.330	2:25.612	3:50.345	56.223
2	2	10:08.227	1:17.386	1:17.118	2:22.276	4:14.647	56.800
3	2	10:22.777	1:17.800	1:17.712	2:29.102	4:21.583	56.580
4	2	9:50.003	1:19.467	1:19.658	2:27.751	3:47.224	55.903
5	2	9:42.836	1:18.154	1:17.014	2:26.180	3:45.093	56.395
6	2	9:42.541	1:17.804	1:18.332	2:24.428	3:45.490	56.487
7	2	10:21.885	1:17.935	1:17.505	2:21.823	3:50.309	
8	3	12:02.394	3:20.554	1:17.424	2:34.966	3:53.556	55.894
9	3	9:31.895	1:16.800	1:15.087	2:20.531	3:42.822	56.655
10	3	9:36.775	1:17.267	1:17.797	2:20.786	3:45.056	55.869
11	3	9:37.456	1:17.177	1:15.101	2:17.587	3:51.993	55.598
12	3	9:50.661	1:17.368	1:14.991	2:19.278	4:03.406	55.618
13	3	10:07.477	1:16.438	1:14.130	2:21.264	4:20.554	55.091
14	3	9:59.858	1:17.714	1:14.264	2:17.302	4:15.317	55.261
15	3	9:32.700	1:16.906	1:15.334	2:17.292	3:38.375	
16	1	11:33.269	3:24.611	1:16.859	2:21.280	3:35.685	54.834
17	1	9:16.493	1:15.819	1:14.094	2:16.157	3:34.775	55.648
18	1	9:17.631	1:15.480	1:14.394	2:16.639	3:36.231	54.887
19	1	9:13.992 #	1:16.011	1:13.620	2:16.190	3:33.679	54.492
20	1	9:20.685	1:15.895	1:14.113	2:17.579	3:38.159	54.939
21	1	9:29.548	1:17.394	1:16.076	2:17.530	3:35.706	
22	1	12:50.803	4:46.987	1:14.397	2:17.172	3:37.207	55.040
23	1	9:21.764	1:17.260	1:14.311	2:18.194	3:36.539	55.460
24	1	9:31.905	1:17.467	1:17.247	2:20.250	3:41.392	55.549
25	1	9:20.407	1:16.343	1:13.978	2:17.426	3:37.606	55.054

653	'Farquini'(1) / Pitch(2)	BMW M240i Racing Cup			theoretical besttime:9:24.029		
Lap	Driver	Laptime	Sector 1	Sector 2	Sector 3	Sector 4	Sector 5
1	1	9:41.725	1:26.731	1:16.968	2:21.753	3:40.982	55.291
2	1	9:45.854	1:15.928	1:16.306	2:19.250	3:58.842	55.528
3	1	9:56.226	1:17.377	1:16.127	2:19.471	4:07.403	55.848
4	1	9:27.849	1:15.936	1:15.203	2:20.450	3:39.530	56.730
5	1	9:27.525 #	1:16.349	1:15.624	2:21.535	3:38.363	55.654
6	1	9:35.322	1:16.496	1:15.197	2:19.293	3:41.469	
7	2	12:10.925	3:18.485	1:18.047	2:21.366	3:50.045	1:22.982
8	2	9:59.903	1:17.054	1:17.224	2:34.768	3:54.538	56.319
9	2	9:40.289	1:18.469	1:16.883	2:24.253	3:44.828	55.856
10	2	9:31.446	1:17.087	1:16.881	2:20.819	3:41.125	55.534
11	2	9:44.718	1:18.438	1:16.408	2:19.301	3:55.275	55.296
12	2	9:56.609	1:17.181	1:16.977	2:21.105	3:55.339	
13	1	12:02.689	3:03.744	1:17.175	2:22.934	4:23.000	55.836
14	1	10:04.695	1:16.259	1:15.812	2:20.779	4:15.713	56.132



58. ADAC Barbarossapreis

MSC-Sinzig e.V. im ADAC, Arienheller Str. 41a, D-56598 Rheinbrohl

Nürburgring, Länge 24358 m

Nürburgring Langstrecken-Serie



DMSB Reg.-Nr. R-15499/26

Sector Times Rennen

15	1	9:32.002	1:16.532	1:16.704	2:21.358	3:41.826	55.582
16	1	9:30.527	1:16.300	1:15.474	2:21.875	3:41.230	55.648
17	1	9:35.591	1:16.225	1:15.684	2:27.202	3:40.813	55.667
18	1	9:36.796	1:16.796	1:15.995	2:23.559	3:44.145	56.301
19	1	9:49.241	1:17.513	1:17.282	2:21.789	3:47.362	
20	2	13:33.314	5:11.358	1:17.382	2:21.015	3:46.802	56.757
21	2	9:43.562	1:17.998	1:18.574	2:24.041	3:46.409	56.540
22	2	9:38.826	1:17.962	1:18.089	2:22.381	3:44.153	56.241
23	2	9:42.135	1:19.494	1:20.352	2:22.490	3:43.704	56.095
24	2	9:47.096	1:18.307	1:17.215	2:20.498	3:42.027	1:09.049
25	2	9:37.910	1:17.774	1:17.183	2:22.884	3:44.035	56.034

658	Sari(1) / Sari(2) / Harbeck(3)	BMW M240i Racing Cup	theoretical besttime:9:38.535				
-----	--------------------------------	----------------------	-------------------------------	--	--	--	--

Lap	Driver	Laptime	Sector 1	Sector 2	Sector 3	Sector 4	Sector 5
1	1	10:07.577	1:32.492	1:21.485	2:25.618	3:51.178	56.804
2	1	10:11.036	1:18.780	1:18.336	2:23.461	4:11.943	58.516
3	1	10:24.988	1:18.914	1:17.995	2:25.177	4:24.898	58.004
4	1	9:52.438	1:20.105	1:19.272	2:26.100	3:50.339	56.622
5	1	9:50.660	1:19.188	1:19.437	2:24.035	3:51.319	56.681
6	1	9:48.649	1:18.951	1:18.873	2:23.945	3:50.228	56.652
7	1	10:05.243	1:18.643	1:19.924	2:28.540	3:56.120	1:02.016
8	1	10:27.359	1:18.481	1:18.856	2:39.204	4:04.651	
9	3	12:02.812	3:26.990	1:22.503	2:25.986	3:50.553	56.780
10	3	9:55.837	1:21.108	1:20.456	2:25.663	3:51.693	56.917
11	3	10:05.928	1:22.946	1:17.642	2:24.215	4:04.080	57.045
12	3	10:17.460	1:19.634	1:17.270	2:23.389	4:20.033	57.134
13	3	10:23.657	1:19.807	1:18.408	2:22.946	4:26.137	56.359
14	3	10:22.675	1:18.516	1:16.832	2:23.220	4:28.243	55.864
15	3	9:48.374	1:19.086	1:19.906	2:23.378	3:50.666	55.338
16	3	9:46.019 #	1:19.551	1:18.459	2:21.343	3:50.451	56.215
17	3	9:51.360	1:18.353	1:17.654	2:22.928	3:46.816	
18	2	15:48.589	6:57.268	1:20.690	2:33.892	3:58.155	58.584
19	2	10:08.573	1:19.848	1:19.890	2:30.495	4:00.382	57.958
20	2	9:53.526	1:18.699	1:18.974	2:26.530	3:51.976	57.347
21	2	10:09.513	1:19.487	1:21.245	2:30.282	4:00.227	58.272
22	2	9:57.282	1:21.102	1:21.834	2:25.452	3:50.323	58.571
23	2	9:48.290	1:18.913	1:17.500	2:23.831	3:46.669	1:01.377
24	2	10:01.870	1:19.067	1:19.421	2:26.844	3:57.747	58.791

665	Steffens(1) / Ullrich(2) / Van Der Sanden(3)	BMW M240i Racing Cup	theoretical besttime:9:23.532				
-----	--	----------------------	-------------------------------	--	--	--	--

Lap	Driver	Laptime	Sector 1	Sector 2	Sector 3	Sector 4	Sector 5
1	3	9:58.329	1:29.976	1:20.451	2:24.571	3:48.277	55.054
2	3	9:47.714	1:16.855	1:15.308	2:18.009	4:01.837	55.705
3	3	9:59.922	1:16.517	1:15.484	2:18.320	4:14.128	55.473
4	3	9:29.413	1:16.630	1:14.912	2:18.719	3:43.097	56.055



58. ADAC Barbarossapreis

MSC-Sinzig e.V. im ADAC, Arienheller Str. 41a, D-56598 Rheinbrohl

Nürburgring, Länge 24358 m

Nürburgring Langstrecken-Serie



DMSB Reg.-Nr. R-15499/26

Sector Times Rennen

5	3	9:27.847 #	1:16.562	1:15.921	2:19.681	3:40.353	55.330
6	3	9:28.702	1:16.510	1:15.799	2:21.725	3:39.047	55.621
7	3	10:12.669	1:16.759	1:15.793	2:19.063	3:48.993	
8	2	13:02.923	4:10.905	1:18.399	2:40.311	3:56.975	56.333
9	2	9:44.842	1:18.753	1:17.515	2:26.514	3:46.189	55.871
10	2	9:35.251	1:17.540	1:16.413	2:22.077	3:43.650	55.571
11	2	9:51.708	1:18.405	1:16.494	2:23.514	3:57.085	56.210
12	2	10:04.997	1:20.421	1:16.340	2:21.210	4:09.614	57.412
13	2	10:20.022	1:19.520	1:16.782	2:23.026	4:24.781	55.913
14	2	10:11.807	1:17.268	1:16.593	2:20.097	4:21.924	55.925
15	2	9:39.997	1:18.040	1:16.212	2:20.862	3:40.976	
16	1	12:43.588	4:21.141	1:19.037	2:21.724	3:45.882	55.804
17	1	9:35.593	1:17.738	1:17.548	2:21.323	3:43.151	55.833
18	1	9:40.037	1:17.485	1:17.483	2:24.224	3:44.631	56.214
19	1	9:44.457	1:19.395	1:20.709	2:23.448	3:44.062	56.843
20	1	9:57.010	1:18.521	1:17.397	2:25.486	3:48.805	
21	1	25:45.681	17:19.726	1:17.960	2:24.950	3:46.825	56.220
22	1	9:51.829	1:18.586	1:16.564	2:21.907	3:44.362	1:10.410
23	1	9:31.540	1:19.328	1:15.777	2:20.937	3:39.148	56.350

667		Mulready(1) / Sekkat(2) / Hislop(3)	BMW M240i Racing Cup			theoretical besttime:9:24.004		
Lap	Driver	Laptime	Sector 1	Sector 2	Sector 3	Sector 4	Sector 5	
1	1	10:00.313	1:29.251	1:20.338	2:23.923	3:50.623	56.178	
2	1	9:54.328	1:16.999	1:15.204	2:17.637	4:08.544	55.944	
3	1	10:12.130	1:17.343	1:15.463	2:18.632	4:21.342	59.350	
4	1	9:40.462	1:18.373	1:16.706	2:22.062	3:46.763	56.558	
5	1	9:43.644	1:17.561	1:16.453	2:21.144	3:51.673	56.813	
6	1	9:52.755	1:18.612	1:18.922	2:21.949	3:47.885		
7	2	13:13.283	4:18.497	1:22.477	2:31.771	4:03.423	57.115	
8	2	10:33.435	1:20.425	1:21.469	2:40.455	4:12.953	58.133	
9	2	10:16.769	1:20.706	1:21.168	2:27.928	4:09.112	57.855	
10	2	10:03.039	1:20.059	1:21.134	2:26.492	3:58.531	56.823	
11	2	10:25.334	1:20.950	1:22.722	2:27.170	4:17.017	57.475	
12	2	10:29.393	1:19.906	1:20.210	2:26.205	4:25.902	57.170	
13	2	10:45.226	1:19.859	1:20.269	2:25.101	4:41.717	58.280	
14	3	14:08.375	5:48.928	1:16.074	2:20.669	3:46.697	56.007	
15	3	9:29.667	1:16.749	1:15.727	2:21.638	3:39.938	55.615	
16	3	9:30.750	1:17.257	1:15.280	2:19.926	3:42.624	55.663	
17	3	9:27.880 #	1:16.980	1:16.293	2:19.757	3:38.799	56.051	
18	3	9:38.002	1:17.120	1:15.279	2:18.810	3:39.761		
19	3	11:09.955	2:56.545	1:17.850	2:19.323	3:40.305	55.932	
20	3	9:39.085	1:17.102	1:16.027	2:19.694	3:42.163		
21	1	12:05.911	3:33.445	1:18.117	2:23.739	3:53.310	57.300	
22	1	11:20.726	1:18.760	1:17.740	2:23.544	4:40.987		
23	1	15:11.840	4:40.302	1:34.216	2:50.457	4:46.403	1:20.462	



58. ADAC Barbarossapreis

MSC-Sinzig e.V. im ADAC, Arienheller Str. 41a, D-56598 Rheinbrohl

Nürburgring, Länge 24358 m

Nürburgring Langstrecken-Serie



DMSB Reg.-Nr. R-15499/26

Sector Times Rennen

669		Petrolo(1) / Kurz(2) / 'Loris Scheider'(3)			BMW M240i Racing Cup		theoretical besttime:9:17.148		
Lap	Driver	Laptime	Sector 1	Sector 2	Sector 3	Sector 4	Sector 5		
1	2	9:55.160	1:28.626	1:19.782	2:24.312	3:46.075	56.365		
2	2	9:55.152	1:16.129	1:14.107	2:18.049	4:01.801			
3	2	10:51.080	2:11.609	1:15.020	2:18.587	4:10.170	55.694		
4	2	9:26.398	1:18.274	1:15.281	2:19.092	3:38.303	55.448		
5	2	9:24.120	1:17.293	1:14.713	2:17.361	3:39.787	54.966		
6	2	9:31.172	1:16.325	1:16.991	2:17.369	3:37.051			
7	1	11:52.990	3:31.106	1:16.030	2:24.539	3:44.911	56.404		
8	1	10:03.124	1:18.093	1:15.785	2:38.744	3:51.702	58.800		
9	1	9:35.126	1:18.622	1:15.392	2:20.763	3:42.892	57.457		
10	1	9:27.295	1:17.278	1:16.217	2:18.864	3:39.309	55.627		
11	1	9:42.929	1:16.959	1:17.210	2:20.789	3:52.615	55.356		
12	1	9:54.139	1:16.675	1:17.336	2:20.470	3:54.170			
13	3	12:30.933	3:40.154	1:16.171	2:19.241	4:19.429	55.938		
14	3	10:10.350	1:18.128	1:15.549	2:18.314	4:22.603	55.756		
15	3	9:21.292	1:16.021	1:15.115	2:18.044	3:36.737	55.375		
16	3	9:22.818	1:15.950	1:15.201	2:17.359	3:39.064	55.244		
17	3	9:27.009	1:17.894	1:15.455	2:17.356	3:38.729	57.575		
18	3	9:35.813	1:17.508	1:14.888	2:18.265	3:40.620			
19	2	12:47.494	4:33.810	1:16.564	2:20.272	3:41.071	55.777		
20	2	9:24.777	1:17.026	1:15.502	2:17.885	3:38.587	55.777		
21	2	9:20.835	1:15.666	1:15.477	2:16.830	3:37.967	54.895		
22	2	9:24.057	1:16.250	1:15.308	2:18.186	3:39.246	55.067		
23	2	9:21.053	1:16.350	1:15.559	2:18.599	3:35.727	54.818		
24	2	9:19.581 #	1:16.307	1:14.856	2:17.091	3:36.108	55.219		
25	2	9:27.147	1:16.478	1:15.383	2:18.173	3:41.003	56.110		

677		Grilli(1)			BMW M240i Racing Cup		theoretical besttime:9:37.487		
Lap	Driver	Laptime	Sector 1	Sector 2	Sector 3	Sector 4	Sector 5		
1	1	10:07.974	1:32.159	1:20.113	2:26.030	3:51.987	57.685		
2	1	10:11.924	1:18.865	1:18.927	2:24.882	4:12.255	56.995		
3	1	10:23.858	1:18.715	1:18.006	2:24.567	4:25.175	57.395		
4	1	9:51.341	1:19.664	1:18.728	2:25.778	3:50.073	57.098		
5	1	9:49.514	1:18.942	1:19.036	2:24.389	3:50.311	56.836		
6	1	9:55.909	1:18.339	1:18.205	2:24.334	3:49.708			
7	1	12:58.676	4:29.527	1:16.908	2:27.125	3:49.165	55.951		
8	1	10:10.849	1:19.027	1:17.674	2:37.307	4:00.242	56.599		
9	1	9:53.196	1:18.707	1:17.600	2:23.301	3:56.915	56.673		
10	1	9:43.022	1:19.327	1:18.301	2:23.843	3:45.250	56.301		
11	1	10:03.104	1:18.486	1:18.543	2:21.596	4:07.907	56.572		
12	1	10:13.702	1:18.309	1:17.141	2:22.266	4:19.483	56.503		
13	1	10:20.300	1:18.049	1:17.293	2:22.840	4:24.440	57.678		
14	1	10:26.826	1:18.434	1:17.634	2:23.337	4:23.180			



58. ADAC Barbarossapreis

MSC-Sinzig e.V. im ADAC, Arienheller Str. 41a, D-56598 Rheinbrohl

Nürburgring, Länge 24358 m

Nürburgring Langstrecken-Serie



DMSB Reg.-Nr. R-15499/26

Sector Times Rennen

15	1	12:02.490	3:33.813	1:17.597	2:25.977	3:48.689	56.414
16	1	9:45.484	1:18.273	1:18.063	2:23.813	3:48.989	56.346
17	1	9:42.356	1:18.136	1:18.279	2:22.099	3:47.867	55.975
18	1	9:42.038 #	1:18.301	1:18.912	2:21.890	3:47.150	55.785
19	1	9:42.896	1:17.948	1:17.626	2:22.268	3:48.888	56.166
20	1	10:04.870	1:19.805	1:19.161	2:22.423	3:58.049	
21	1	15:39.043	6:58.285	1:19.378	2:27.696	3:55.733	57.951
22	1	10:00.235	1:19.513	1:20.193	2:27.224	3:55.301	58.004
23	1	10:11.044	1:20.488	1:18.889	2:24.906	3:56.532	1:10.229
24	1	10:03.882	1:20.291	1:19.723	2:26.951	3:59.060	57.857

680	Holstad(1) / Green(2) / Reinhard(3)	BMW M240i Racing Cup	theoretical besttime:9:16.310				
-----	-------------------------------------	----------------------	-------------------------------	--	--	--	--

Lap	Driver	Laptime	Sector 1	Sector 2	Sector 3	Sector 4	Sector 5
1	3	9:40.641	1:25.181	1:17.358	2:21.195	3:41.831	55.076
2	3	9:39.270	1:16.142	1:14.425	2:16.503	3:57.192	55.008
3	3	9:48.776	1:16.050	1:13.949	2:16.391	4:06.975	55.411
4	3	9:17.510 #	1:16.182	1:13.931	2:16.837	3:35.284	55.276
5	3	9:18.982	1:16.130	1:14.910	2:17.706	3:34.930	55.306
6	3	9:27.067	1:16.984	1:14.601	2:16.738	3:36.026	
7	1	13:20.336	4:24.756	1:21.319	2:36.489	3:58.099	59.673
8	1	10:25.939	1:18.337	1:20.473	2:41.824	4:05.775	59.530
9	1	10:17.888	1:21.703	1:21.529	2:31.027	4:02.836	1:00.793
10	1	10:11.008	1:20.883	1:19.334	2:30.805	4:01.061	58.925
11	1	10:22.530	1:18.762	1:20.058	2:28.041	4:15.114	1:00.555
12	1	10:28.471	1:19.080	1:19.028	2:28.170	4:23.999	58.194
13	1	10:52.592	1:21.096	1:20.573	2:28.572	4:40.659	1:01.692
14	1	11:11.019	1:21.606	1:21.025	2:32.178	4:44.136	
15	2	12:40.288	4:12.975	1:17.930	2:23.846	3:48.843	56.694
16	2	9:44.657	1:17.954	1:17.887	2:25.162	3:46.633	57.021
17	2	9:45.892	1:18.420	1:18.577	2:25.319	3:46.345	57.231
18	2	9:49.254	1:18.703	1:18.827	2:24.029	3:50.910	56.785
19	2	9:41.311	1:17.720	1:19.041	2:22.868	3:44.687	56.995
20	2	9:39.709	1:17.501	1:17.810	2:23.977	3:43.835	56.586
21	2	9:36.411	1:16.858	1:16.590	2:23.025	3:43.226	56.712
22	3	13:16.869	5:02.472	1:16.925	2:19.748	3:41.781	55.943
23	3	9:41.892	1:17.469	1:16.011	2:19.042	3:41.099	1:08.271
24	3	9:28.591	1:16.770	1:14.838	2:18.272	3:41.208	57.503

786	Nana(1) / Breuer(2) / 'Dieter Schmidtmann'(3)	Lamborghini Huracan GT3 EVO II	theoretical besttime:8:00.672				
-----	---	--------------------------------	-------------------------------	--	--	--	--

Lap	Driver	Laptime	Sector 1	Sector 2	Sector 3	Sector 4	Sector 5
1	2	8:18.634	1:14.329	1:08.422	2:01.345	3:06.306	48.232
2	2	8:06.977	1:07.777	1:05.030	1:58.306	3:07.452	48.412
3	2	8:45.353	1:06.945	1:04.594	1:58.431	3:46.555	48.828
4	2	8:51.507	1:07.469	1:07.193	2:01.683	3:38.368	
5	2	1:03:41.569	56:36.823	1:05.069	2:01.091	3:09.835	48.751



58. ADAC Barbarossapreis

MSC-Sinzig e.V. im ADAC, Arienheller Str. 41a, D-56598 Rheinbrohl

Nürburgring, Länge 24358 m

Nürburgring Langstrecken-Serie



DMSB Reg.-Nr. R-15499/26

Sector Times Rennen

6	2	8:01.177 #	1:06.037	1:04.023	1:57.473	3:05.391	48.253
7	2	8:23.495	1:06.485	1:06.794	1:59.205	3:21.601	49.410
8	2	8:23.770	1:06.920	1:03.539	1:58.150	3:26.595	48.566
9	2	8:48.061	1:06.678	1:05.041	1:58.211	3:47.885	50.246
10	2	8:44.455	1:06.563	1:04.219	1:58.883	3:44.297	50.493
11	2	8:16.394	1:07.060	1:03.655	1:57.623	3:19.764	48.292
12	2	8:14.223	1:06.768	1:04.278	2:00.697	3:05.789	
13	1	16:02.210	8:28.870	1:10.525	2:09.321	3:22.283	51.211
14	1	11:43.628	1:09.205	1:31.329	2:45.791	4:46.056	
15	1	14:33.565	7:05.322	1:10.005	2:08.118	3:19.510	50.610
16	1	8:36.987	1:09.643	1:08.874	2:06.622	3:21.355	50.493
17	1	8:47.991	1:09.081	1:10.706	2:10.925	3:17.111	
18	3	11:08.208	3:01.934	1:08.547	2:05.886	3:38.216	

801	Schjærin(1) / Gulbrandsen(2) / Østvold(3)		Audi RS3			theoretical besttime:8:50.204	
Lap	Driver	Laptime	Sector 1	Sector 2	Sector 3	Sector 4	Sector 5
1	3	1:21:36.353	1:13:39.043	1:10.722	2:24.294	3:31.029	51.265
2	3	8:51.394 #	1:11.255	1:10.362	2:10.963	3:26.359	52.455
3	1	1:51:04.001	1:42:55.187	1:16.333	2:18.696	3:41.056	52.729
4	1	9:20.917	1:15.042	1:14.450	2:17.470	3:33.641	
5	2	17:09.028	9:11.916	1:12.833	2:18.256	3:34.478	51.545
6	2	9:18.901	1:17.410	1:11.433	2:14.677	3:29.054	1:06.327
7	2	8:58.113	1:13.230	1:11.754	2:14.134	3:27.319	51.676

819	Mogotsi(1) / van Roon(2)		VW Golf VII GTI			theoretical besttime:9:21.885	
Lap	Driver	Laptime	Sector 1	Sector 2	Sector 3	Sector 4	Sector 5
1	1	9:59.284	1:28.823	1:20.155	2:25.033	3:47.901	57.372
2	1	9:57.275	1:16.225	1:15.708	2:17.843	4:10.380	57.119
3	1	10:11.075	1:15.739	1:15.675	2:18.775	4:21.212	59.674
4	1	9:29.356	1:15.853	1:15.041	2:21.417	3:39.524	57.521
5	1	9:24.211 #	1:16.513	1:14.415	2:17.599	3:38.363	57.321
6	1	9:25.509	1:15.688	1:15.470	2:17.527	3:39.902	56.922
7	1	10:08.519	1:15.510	1:15.755	2:19.063	3:49.556	1:28.635
8	1	9:53.965	1:16.795	1:15.255	2:33.721	3:51.234	56.960
9	1	11:06.515	1:15.375	1:13.698	2:33.443	3:50.082	
10	2	12:12.263	3:24.006	1:22.343	2:29.779	3:56.464	59.671
11	2	10:18.503	1:19.639	1:18.881	2:27.262	4:12.126	1:00.595
12	2	10:26.778	1:18.470	1:19.960	2:26.535	4:21.964	59.849
13	2	10:35.209	1:19.009	1:19.021	2:26.883	4:30.570	59.726
14	2	10:38.631	1:18.944	1:19.786	2:28.154	4:32.371	59.376
15	2	9:53.079	1:18.556	1:17.147	2:25.233	3:52.998	59.145
16	2	9:53.334	1:18.031	1:17.782	2:25.348	3:54.085	58.088
17	2	10:04.278	1:18.050	1:18.498	2:25.404	3:49.235	



58. ADAC Barbarossapreis

MSC-Sinzig e.V. im ADAC, Arienheller Str. 41a, D-56598 Rheinbrohl

Nürburgring, Länge 24358 m

Nürburgring Langstrecken-Serie



DMSB Reg.-Nr. R-15499/26

Sector Times Rennen

870	Zou(1) / Foo(2)	BMW M2 Racing			theoretical besttime:9:46.638		
Lap	Driver	Laptime	Sector 1	Sector 2	Sector 3	Sector 4	Sector 5
1	2	10:35.324	1:33.768	1:23.161	2:31.695	4:07.430	59.270
2	2	10:30.720	1:19.855	1:21.682	2:31.166	4:20.260	57.757
3	2	10:48.510	1:19.979	1:20.258	2:32.252	4:37.592	58.429
4	2	10:05.060	1:18.737	1:20.908	2:32.080	3:55.737	57.598
5	2	9:59.342	1:18.374	1:20.255	2:27.680	3:56.151	56.882
6	2	9:48.378 #	1:18.884	1:18.796	2:23.797	3:50.500	56.401
7	2	10:04.100	1:19.395	1:21.317	2:27.045	3:52.299	
8	1	13:09.168	4:00.014	1:20.141	2:44.702	4:07.100	57.211
9	1	9:54.837	1:18.869	1:19.147	2:27.201	3:52.003	57.617
10	1	10:02.045	1:18.322	1:20.524	2:28.035	3:57.804	57.360
11	1	10:11.980	1:18.042	1:19.520	2:28.648	4:07.997	57.773
12	1	10:38.461	1:19.704	1:21.747	2:31.141	4:28.707	57.162
13	1	10:41.643	1:17.488	1:20.101	2:28.709	4:26.704	
14	2	11:57.656	3:11.659	1:21.005	2:31.055	3:57.222	56.715
15	2	10:02.048	1:18.220	1:20.586	2:27.747	3:57.033	58.462
16	2	9:59.469	1:18.418	1:20.102	2:28.226	3:55.263	57.460
17	2	10:20.180	1:31.591	1:24.522	2:29.874	3:56.748	57.445
18	2	10:19.595	1:19.052	1:24.426	2:31.333	4:00.010	
19	1	13:13.041	4:37.374	1:21.028	2:26.203	3:50.156	58.280
20	1	10:02.863	1:18.365	1:20.202	2:31.492	3:55.616	57.188
21	1	9:57.146	1:18.234	1:19.250	2:27.769	3:52.507	59.386
22	1	10:03.291	1:19.742	1:26.356	2:26.865	3:53.406	56.922
23	1	10:04.584	1:19.200	1:20.999	2:30.157	3:53.625	1:00.603
24	1	10:02.286	1:19.395	1:21.053	2:27.779	3:56.213	57.846

877	Oosten(1) / Müller(2)	BMW M2 Racing			theoretical besttime:9:10.760		
Lap	Driver	Laptime	Sector 1	Sector 2	Sector 3	Sector 4	Sector 5
1	2	9:20.318	1:21.323	1:14.021	2:17.040	3:34.203	53.731
2	2	9:36.578	1:14.845	1:13.606	2:17.191	3:55.920	55.016
3	2	9:46.657	1:15.869	1:13.805	2:17.010	4:04.740	55.233
4	2	9:12.766	1:15.280	1:13.738	2:15.848	3:33.680	54.220
5	2	9:17.471	1:15.643	1:13.900	2:17.431	3:35.809	54.688
6	2	9:24.928	1:16.380	1:13.800	2:17.290	3:35.383	
7	1	12:01.017	3:20.585	1:16.042	2:17.853	3:44.104	1:22.433
8	1	9:43.425	1:15.409	1:14.400	2:31.864	3:47.311	54.441
9	1	9:43.622	1:15.389	1:14.224	2:30.904	3:48.719	54.386
10	1	9:16.539	1:16.649	1:13.655	2:17.176	3:34.586	54.473
11	1	9:16.403	1:15.069	1:13.598	2:17.251	3:36.820	53.665
12	1	9:23.000	1:15.685	1:13.603	2:15.932	3:42.845	54.935
13	1	10:00.499	1:16.007	1:16.631	2:15.941	4:10.546	
14	1	12:40.177	4:04.882	1:13.994	2:16.131	4:10.235	54.935
15	1	9:21.015	1:15.651	1:14.638	2:19.765	3:36.564	54.397




58. ADAC Barbarossapreis

MSC-Sinzig e.V. im ADAC, Arienheller Str. 41a, D-56598 Rheinbrohl

Nürburgring, Länge 24358 m

Nürburgring Langstrecken-Serie



DMSB Reg.-Nr. R-15499/26

Sector Times Rennen

16	1	9:12.431 #	1:14.753	1:13.351	2:15.859	3:34.232	54.236
17	1	9:13.604	1:14.880	1:13.334	2:16.280	3:34.102	55.008
18	1	9:15.443	1:14.743	1:13.517	2:17.014	3:35.759	54.410
19	1	9:18.633	1:16.120	1:16.241	2:16.640	3:34.055	55.577
20	1	9:12.787	1:15.074	1:13.408	2:15.338	3:34.540	54.427
21	1	9:21.339	1:14.979	1:14.040	2:16.326	3:34.613	
22	2	12:03.804	3:58.272	1:15.734	2:17.975	3:37.053	54.770
23	2	9:19.760	1:15.380	1:15.337	2:16.642	3:37.316	55.085
24	2	9:18.152	1:15.625	1:14.596	2:19.010	3:34.531	54.390
25	2	9:15.771	1:15.334	1:13.664	2:16.161	3:35.996	54.616

878	Hill(1) / Schlichenmeier(2) / Peeters(3)	BMW M2 Racing	theoretical besttime:9:21.906				
-----	--	---------------	-------------------------------	--	--	--	--

Lap	Driver	Laptime	Sector 1	Sector 2	Sector 3	Sector 4	Sector 5
1	2	10:00.059	1:29.077	1:20.864	2:24.484	3:48.683	56.951
2	2	9:48.971	1:16.214	1:15.520	2:17.765	4:03.599	55.873
3	2	9:56.131	1:16.317	1:14.611	2:17.210	4:12.219	55.774
4	2	9:29.395	1:16.102	1:14.546	2:18.969	3:43.997	55.781
5	2	9:26.365	1:15.910	1:15.038	2:20.462	3:39.570	55.385
6	2	9:25.923 #	1:16.434	1:14.663	2:18.437	3:41.108	55.281
7	2	10:03.951	1:16.879	1:15.537	2:21.990	3:45.688	1:23.857
8	1	10:05.145	1:16.529	1:13.935	2:31.826	3:59.474	
9	1	12:16.593	3:50.514	1:17.918	2:24.362	3:46.763	57.036
10	1	9:40.270	1:18.020	1:17.988	2:24.345	3:44.120	55.797
11	1	9:55.083	1:18.967	1:17.008	2:22.313	4:01.345	55.450
12	1	9:54.628	1:18.541	1:15.968	2:20.659	4:03.860	55.600
13	1	10:25.371	1:18.803	1:17.331	2:21.966	4:23.364	
14	1	11:03.860	2:08.265	1:17.008	2:23.603	4:18.983	56.001
15	1	9:37.759	1:19.181	1:16.983	2:21.311	3:44.539	55.745
16	1	9:39.375	1:18.133	1:16.479	2:21.970	3:41.107	
17	3	14:51.967	6:28.665	1:17.406	2:22.098	3:48.250	55.548
18	3	9:42.329	1:18.786	1:18.464	2:22.324	3:45.806	56.949
19	3	9:43.233	1:18.973	1:18.085	2:23.248	3:47.395	55.532
20	3	9:44.284	1:19.371	1:18.904	2:23.198	3:46.702	56.109
21	3	9:40.490	1:18.669	1:16.870	2:23.240	3:46.087	55.624
22	3	9:38.335	1:18.421	1:17.182	2:22.809	3:43.973	55.950
23	3	9:41.224	1:18.980	1:17.827	2:22.919	3:45.462	56.036
24	3	9:42.144	1:18.378	1:17.458	2:23.337	3:46.502	56.469

888	Schrey(1) / Mijatovic(2)	BMW M2 Racing	theoretical besttime:9:11.274				
-----	--------------------------	---------------	-------------------------------	--	--	--	--

Lap	Driver	Laptime	Sector 1	Sector 2	Sector 3	Sector 4	Sector 5
1	1	9:20.831	1:20.971	1:14.061	2:16.734	3:34.411	54.654
2	1	9:36.393	1:14.951	1:13.587	2:17.075	3:55.610	55.170
3	1	9:46.019	1:15.952	1:13.852	2:16.968	4:04.929	54.318
4	1	9:14.320 #	1:14.996	1:13.691	2:16.159	3:33.236	56.238
5	1	9:16.501	1:14.957	1:13.827	2:17.422	3:35.862	54.433



58. ADAC Barbarossapreis

MSC-Sinzig e.V. im ADAC, Arienheller Str. 41a, D-56598 Rheinbrohl

Nürburgring, Länge 24358 m

Nürburgring Langstrecken-Serie



DMSB Reg.-Nr. R-15499/26

Sector Times Rennen

6	1	9:18.032	1:16.989	1:13.457	2:17.139	3:35.572	54.875
7	1	9:22.901	1:15.622	1:13.843	2:16.110	3:35.032	
8	2	12:24.694	3:53.007	1:15.349	2:31.950	3:49.092	55.296
9	2	9:44.059	1:16.219	1:14.222	2:30.046	3:47.745	55.827
10	2	9:16.430	1:16.467	1:13.518	2:17.493	3:34.368	54.584
11	2	9:19.948	1:15.995	1:14.612	2:17.754	3:36.951	54.636
12	2	9:22.269	1:16.312	1:13.155	2:15.878	3:42.751	54.173
13	2	9:52.845	1:16.259	1:15.038	2:16.575	4:10.154	54.819
14	2	10:01.006	1:16.302	1:14.529	2:17.121	4:11.327	
15	2	12:42.085	4:34.604	1:15.420	2:19.734	3:37.519	54.808
16	2	9:22.591	1:16.071	1:14.989	2:18.999	3:37.620	54.912
17	2	9:17.621	1:16.693	1:14.681	2:16.651	3:34.877	54.719
18	2	9:17.028	1:15.729	1:13.831	2:16.141	3:36.136	55.191
19	2	9:15.614	1:16.298	1:14.823	2:15.759	3:33.919	54.815
20	2	9:15.332	1:15.988	1:13.783	2:15.863	3:35.089	54.609
21	2	9:21.362	1:16.433	1:17.687	2:17.964	3:34.515	54.763
22	2	9:25.449	1:16.124	1:15.184	2:17.498	3:35.107	
23	2	11:04.264	3:01.748	1:14.768	2:16.416	3:36.331	55.001
24	2	9:18.737	1:16.131	1:13.830	2:18.006	3:35.915	54.855
25	2	9:17.311	1:15.978	1:14.076	2:16.228	3:34.925	56.104

898		Ehrl(1) / Dacher(2)		BMW M2 Racing			theoretical besttime:9:24.273	
Lap	Driver	Laptime	Sector 1	Sector 2	Sector 3	Sector 4	Sector 5	
1	1	9:42.030	1:28.254	1:16.820	2:21.151	3:40.730	55.075	
2	1	9:46.664	1:16.631	1:16.066	2:19.212	4:00.020	54.735	
3	1	9:55.671	1:17.172	1:15.873	2:19.344	4:07.696	55.586	
4	1	9:28.252 #	1:17.115	1:15.494	2:19.578	3:39.610	56.455	
5	1	9:28.757	1:17.436	1:15.416	2:20.727	3:40.306	54.872	
6	1	9:39.191	1:17.961	1:15.824	2:19.940	3:41.294		
7	2	13:02.568	4:32.431	1:17.767	2:25.335	3:50.844	56.191	
8	2	9:59.155	1:17.134	1:16.333	2:36.044	3:54.054	55.590	
9	2	9:39.445	1:16.719	1:16.638	2:24.700	3:45.269	56.119	
10	2	9:37.231	1:17.665	1:21.593	2:21.618	3:40.955	55.400	
11	2	9:49.540	1:16.945	1:15.520	2:20.566	4:00.771	55.738	
12	2	9:50.261	1:16.257	1:15.554	2:20.124	4:02.283	56.043	
13	2	10:20.524	1:17.001	1:17.151	2:21.329	4:18.297		
14	1	12:17.144	3:25.662	1:16.856	2:21.252	4:16.668	56.706	
15	1	9:37.288	1:17.721	1:16.323	2:23.236	3:44.446	55.562	
16	1	9:35.448	1:18.830	1:16.850	2:21.824	3:41.994	55.950	
17	1	9:32.358	1:18.305	1:16.298	2:19.874	3:41.803	56.078	
18	1	9:31.180	1:17.933	1:15.927	2:19.682	3:41.562	56.076	
19	1	9:28.548	1:17.391	1:15.334	2:19.467	3:40.770	55.586	
20	1	9:34.377	1:17.245	1:15.047	2:18.624	3:40.564		
21	2	12:03.440	3:42.765	1:18.467	2:22.096	3:44.086	56.026	
22	2	9:31.078	1:16.466	1:15.882	2:20.528	3:42.083	56.119	




58. ADAC Barbarossapreis

MSC-Sinzig e.V. im ADAC, Arienheller Str. 41a, D-56598 Rheinbrohl

Nürburgring, Länge 24358 m

Nürburgring Langstrecken-Serie



DMSB Reg.-Nr. R-15499/26

Sector Times Rennen

23	2	9:34.455	1:16.791	1:15.553	2:20.813	3:45.656	55.642
24	2	9:33.137	1:16.723	1:15.497	2:20.647	3:44.292	55.978
25	2	9:31.675	1:16.713	1:16.082	2:21.599	3:41.201	56.080

899	Anhorn(1) / Anhorn(2)		BMW M2 Racing		theoretical besttime:9:22.812		
-----	-----------------------	--	---------------	--	-------------------------------	--	--

Lap	Driver	Laptime	Sector 1	Sector 2	Sector 3	Sector 4	Sector 5
1	2	9:41.221	1:23.595	1:18.229	2:21.530	3:41.874	55.993
2	2	9:46.794	1:16.377	1:15.482	2:19.402	4:00.747	54.786
3	2	9:55.251	1:16.809	1:15.502	2:19.258	4:07.885	55.797
4	2	9:28.830	1:15.955	1:15.310	2:21.635	3:39.831	56.099
5	2	9:27.396 #	1:16.596	1:15.501	2:21.616	3:38.579	55.104
6	2	9:33.790	1:16.043	1:14.948	2:19.470	3:40.862	
7	1	12:49.502	4:23.380	1:17.958	2:27.155	3:44.804	56.205
8	1	9:54.929	1:16.908	1:16.190	2:33.638	3:52.652	55.541
9	1	9:33.245	1:17.006	1:15.657	2:20.628	3:44.403	55.551
10	1	9:32.996	1:17.284	1:15.582	2:20.313	3:43.982	55.835
11	1	9:47.338	1:18.112	1:16.580	2:22.216	3:54.550	55.880
12	1	10:02.316	1:18.678	1:20.314	2:19.453	3:59.612	
13	2	12:00.262	3:11.789	1:16.674	2:21.875	4:14.577	55.347
14	2	10:07.451	1:16.983	1:16.675	2:20.672	4:17.766	55.355
15	2	9:28.851	1:16.916	1:15.632	2:20.156	3:41.412	54.735
16	2	9:32.828	1:17.596	1:16.107	2:22.411	3:41.262	55.452
17	2	9:34.133	1:17.550	1:16.199	2:21.412	3:42.814	56.158
18	2	9:28.577	1:17.615	1:15.421	2:19.028	3:40.960	55.553
19	2	9:33.121	1:16.669	1:15.500	2:20.209	3:38.240	
20	2	12:08.150	3:50.742	1:16.803	2:20.925	3:43.554	56.126
21	2	9:32.362	1:16.532	1:16.695	2:22.523	3:41.168	55.444
22	2	9:31.830	1:16.792	1:15.930	2:22.044	3:41.649	55.415
23	2	9:27.448	1:17.294	1:14.854	2:19.174	3:40.911	55.215
24	2	9:29.115	1:16.673	1:15.712	2:19.358	3:41.855	55.517
25	2	9:28.391	1:16.845	1:15.410	2:19.498	3:41.131	55.507

900	Hardt(1) / 'Benjamin Hites'(2) / Koslowski(3)		Porsche 911 GT3 Cup		theoretical besttime:8:10.557		
-----	---	--	---------------------	--	-------------------------------	--	--

Lap	Driver	Laptime	Sector 1	Sector 2	Sector 3	Sector 4	Sector 5
1	1	8:29.347	1:16.401	1:10.308	2:03.664	3:10.293	48.681
2	1	8:16.773	1:07.813	1:05.972	2:00.378	3:14.638	47.972
3	1	8:45.454	1:07.821	1:05.640	2:00.436	3:43.510	48.047
4	1	8:44.192	1:07.720	1:07.210	2:02.726	3:37.153	49.383
5	1	8:19.486	1:08.569	1:07.246	2:03.680	3:12.246	47.745
6	1	8:23.123	1:08.838	1:06.000	2:02.396	3:10.733	
7	1	10:47.060	3:38.792	1:06.058	2:03.795	3:10.469	47.946
8	1	8:46.559	1:07.915	1:05.780	2:01.055	3:17.969	1:13.840
9	1	8:40.950	1:08.624	1:08.086	2:15.772	3:20.148	48.320
10	1	8:38.861	1:07.800	1:06.201	2:15.451	3:21.240	48.169
11	1	8:15.669 #	1:08.084	1:06.303	2:02.166	3:10.914	48.202



58. ADAC Barbarossapreis

MSC-Sinzig e.V. im ADAC, Arienheller Str. 41a, D-56598 Rheinbrohl

Nürburgring, Länge 24358 m

Nürburgring Langstrecken-Serie



DMSB Reg.-Nr. R-15499/26

Sector Times Rennen

12	1	8:22.310	1:07.832	1:06.351	2:04.301	3:09.079	
13	2	11:20.407	3:33.748	1:08.768	2:05.337	3:42.878	49.676
14	2	8:58.239	1:08.739	1:09.109	2:05.987	3:45.335	49.069
15	2	9:21.145	1:08.402	1:08.217	2:06.050	4:09.274	49.202
16	2	9:11.188	1:07.798	1:08.716	2:07.773	3:58.123	48.778
17	2	8:22.900	1:07.774	1:06.698	2:02.515	3:17.166	48.747
18	2	8:22.859	1:09.083	1:07.026	2:03.649	3:14.534	48.567
19	2	8:20.588	1:07.715	1:07.043	2:02.346	3:14.844	48.640
20	2	8:22.804	1:08.362	1:06.657	2:02.064	3:17.318	48.403
21	2	8:31.157	1:08.035	1:07.708	2:03.518	3:14.484	
22	3	11:13.079	3:58.135	1:08.584	2:04.744	3:12.883	48.733
23	3	8:23.417	1:09.985	1:08.060	2:02.957	3:13.879	48.536
24	3	8:28.994	1:08.663	1:08.502	2:04.673	3:18.513	48.643
25	3	8:31.034	1:09.475	1:08.584	2:04.922	3:19.399	48.654
26	3	8:31.273	1:09.554	1:08.848	2:05.432	3:19.192	48.247
27	3	8:31.779	1:09.429	1:07.742	2:04.648	3:17.935	52.025
28	3	8:30.599	1:09.676	1:08.531	2:04.831	3:19.025	48.536

901		Grütter(1) / Grosse(2)		Porsche 911 GT3 Cup		theoretical besttime:8:14.438	
Lap	Driver	Laptime	Sector 1	Sector 2	Sector 3	Sector 4	Sector 5
1	1	8:37.103	1:19.394	1:10.535	2:04.849	3:13.697	48.628
2	1	8:38.765	1:09.859	1:07.377	2:03.380	3:29.345	48.804
3	1	8:58.372	1:09.331	1:06.853	2:02.864	3:50.062	49.262
4	1	9:02.221	1:08.996	1:08.300	2:04.033	3:48.180	52.712
5	1	8:23.072	1:09.735	1:07.001	2:04.300	3:13.234	48.802
6	1	8:25.051	1:09.508	1:07.276	2:03.850	3:15.424	48.993
7	1	8:23.836	1:09.787	1:08.717	2:03.760	3:13.123	48.449
8	1	8:38.547	1:09.717	1:08.274	2:03.490	3:14.892	1:02.174
9	1	9:17.087	1:30.316	1:07.815	2:09.978	3:30.032	
10	2	12:26.292	5:07.520	1:07.666	2:12.716	3:10.207	48.183
11	2	8:18.497 #	1:08.640	1:07.364	2:01.567	3:13.003	47.923
12	2	8:25.703	1:08.144	1:06.825	2:02.201	3:12.031	
13	2	9:58.700	2:36.425	1:06.597	2:03.175	3:23.698	48.805
14	2	9:01.033	1:09.118	1:07.856	2:03.737	3:51.542	48.780
15	2	9:02.798	1:08.854	1:07.362	2:02.820	3:53.674	50.088
16	2	9:04.187	1:09.280	1:07.302	2:05.093	3:52.424	50.088
17	2	8:24.503	1:09.568	1:08.512	2:03.374	3:14.780	48.269
18	2	8:25.795	1:09.331	1:07.519	2:05.915	3:13.841	49.189
19	2	8:27.936	1:08.887	1:08.407	2:06.699	3:14.224	49.719
20	2	8:33.302	1:09.059	1:07.856	2:03.719	3:14.189	
21	1	11:25.890	4:10.009	1:09.117	2:04.011	3:13.546	49.207
22	1	8:21.591	1:09.813	1:07.011	2:03.304	3:12.683	48.780
23	1	8:21.852	1:08.939	1:06.946	2:04.033	3:12.935	48.999
24	1	8:26.377	1:09.478	1:08.168	2:04.225	3:15.448	49.058
25	1	8:24.120	1:09.632	1:07.345	2:04.215	3:14.330	48.598



58. ADAC Barbarossapreis

MSC-Sinzig e.V. im ADAC, Arienheller Str. 41a, D-56598 Rheinbrohl

Nürburgring, Länge 24358 m

Nürburgring Langstrecken-Serie



DMSB Reg.-Nr. R-15499/26

Sector Times Rennen

26	1	8:27.079	1:10.751	1:08.283	2:03.903	3:15.241	48.901
27	1	8:39.610	1:09.666	1:08.863	2:05.438	3:13.464	1:02.179
28	1	8:27.199	1:10.433	1:07.433	2:04.281	3:15.632	49.420

902	Harrison(1) / Rennhofer(2) / Wassertheurer(3)		Porsche 911 GT3 Cup			theoretical besttime:8:08.761	
-----	---	--	---------------------	--	--	-------------------------------	--

Lap	Driver	Laptime	Sector 1	Sector 2	Sector 3	Sector 4	Sector 5
1	1	8:36.618	1:18.703	1:10.855	2:04.422	3:14.009	48.629
2	1	8:37.609	1:08.918	1:07.472	2:03.879	3:28.370	48.970
3	1	8:59.597	1:09.087	1:07.270	2:03.671	3:50.220	49.349
4	1	9:10.503	1:09.922	1:08.067	2:04.197	3:51.919	56.398
5	1	8:31.862	1:09.720	1:07.389	2:03.962	3:13.482	
6	2	10:27.558	3:21.356	1:07.972	2:01.836	3:08.065	48.329
7	2	8:15.605	1:07.876	1:06.324	2:00.195	3:12.475	48.735
8	2	8:49.228	1:08.232	1:06.580	2:02.471	3:17.923	1:14.022
9	2	8:41.029	1:07.913	1:05.962	2:15.757	3:22.898	48.499
10	2	8:43.099	1:08.154	1:07.403	2:16.053	3:22.575	48.914
11	2	8:28.542	1:08.359	1:08.409	2:02.639	3:10.380	
12	2	10:40.767	3:30.408	1:07.255	2:04.283	3:10.547	48.274
13	2	8:31.970	1:07.210	1:06.779	2:00.972	3:28.839	48.170
14	2	8:55.456	1:07.345	1:05.897	2:01.638	3:51.258	49.318
15	2	8:57.915	1:07.464	1:05.812	2:02.025	3:54.668	47.946
16	2	8:58.436	1:07.293	1:05.575	2:01.716	3:54.810	49.042
17	2	8:18.075	1:08.265	1:05.858	2:00.944	3:14.952	48.056
18	2	8:13.279 #	1:08.348	1:05.547	2:01.884	3:09.349	48.151
19	2	8:14.062	1:07.633	1:05.345	2:00.918	3:11.578	48.588
20	2	8:20.822	1:07.899	1:05.602	2:01.437	3:09.839	
21	3	11:28.054	4:13.368	1:07.701	2:05.467	3:13.422	48.096
22	3	8:21.058	1:07.982	1:08.731	2:05.153	3:10.849	48.343
23	3	8:19.061	1:08.164	1:06.138	2:02.077	3:12.550	50.132
24	3	8:19.197	1:07.735	1:06.325	2:03.425	3:13.485	48.227
25	3	8:18.340	1:08.404	1:06.743	2:02.612	3:12.439	48.142
26	3	8:18.886	1:08.175	1:07.301	2:02.964	3:12.084	48.362
27	3	8:20.872	1:07.933	1:06.403	2:02.190	3:16.154	48.192
28	3	8:26.704	1:09.184	1:07.905	2:07.264	3:13.996	48.355

904	Schuring(1) / Bastian(2)		Porsche 911 GT3 Cup			theoretical besttime:8:12.107	
-----	--------------------------	--	---------------------	--	--	-------------------------------	--

Lap	Driver	Laptime	Sector 1	Sector 2	Sector 3	Sector 4	Sector 5
1	2	8:32.345	1:17.778	1:10.826	2:03.959	3:11.520	48.262
2	2	8:23.206	1:08.289	1:07.035	2:01.852	3:17.635	48.395
3	2	8:55.696	1:08.071	1:06.906	2:02.932	3:49.715	48.072
4	2	9:00.288	1:07.924	1:07.329	2:02.418	3:52.046	50.571
5	2	8:19.495	1:08.506	1:06.847	2:04.626	3:11.827	47.689
6	2	8:24.313	1:09.232	1:08.202	2:03.745	3:14.675	48.459
7	2	8:30.990	1:09.797	1:07.497	2:03.287	3:13.832	
8	2	11:45.225	3:58.243	1:08.181	2:04.104	3:20.181	1:14.516




58. ADAC Barbarossapreis

MSC-Sinzig e.V. im ADAC, Arienheller Str. 41a, D-56598 Rheinbrohl

Nürburgring, Länge 24358 m

Nürburgring Langstrecken-Serie



DMSB Reg.-Nr. R-15499/26

Sector Times Rennen

9	2	8:47.421	1:08.882	1:07.199	2:18.028	3:25.029	48.283
10	2	8:47.499	1:08.326	1:07.410	2:18.755	3:23.964	49.044
11	2	8:22.853	1:08.457	1:07.218	2:04.475	3:14.143	48.560
12	2	8:27.640	1:08.314	1:07.028	2:04.113	3:12.179	
13	1	10:40.494	3:12.054	1:06.485	2:02.803	3:29.511	49.641
14	1	8:59.512	1:07.990	1:07.224	2:04.611	3:51.342	48.345
15	1	8:56.134	1:08.070	1:06.931	2:01.121	3:51.959	48.053
16	1	9:05.372	1:08.133	1:06.046	2:01.562	4:01.626	48.005
17	1	8:17.049	1:07.919	1:06.566	2:01.245	3:13.301	48.018
18	1	8:19.224	1:07.714	1:06.515	2:03.014	3:13.546	48.435
19	1	8:13.270 #	1:07.788	1:06.171	2:01.868	3:09.676	47.767
20	1	8:17.630	1:09.418	1:06.526	2:03.129	3:10.365	48.192
21	1	8:22.214	1:08.324	1:06.140	2:00.986	3:10.165	
22	1	11:06.628	3:54.999	1:06.113	2:03.974	3:13.171	48.371
23	1	8:17.233	1:08.034	1:08.240	2:03.339	3:09.672	47.948
24	1	8:17.750	1:08.031	1:07.666	2:01.762	3:12.260	48.031
25	1	8:16.026	1:08.260	1:06.174	2:01.632	3:11.825	48.135
26	1	8:19.742	1:08.445	1:07.067	2:04.345	3:11.829	48.056
27	1	8:18.541	1:07.978	1:07.413	2:02.606	3:12.454	48.090
28	1	8:22.096	1:09.155	1:07.666	2:05.405	3:11.970	47.900

906	Bonk(1) / Van Ramshorst(2)		Porsche 911 GT3 Cup			theoretical besttime:8:29.483	
Lap	Driver	Laptime	Sector 1	Sector 2	Sector 3	Sector 4	Sector 5
1	1	8:56.463	1:23.811	1:12.001	2:10.967	3:20.024	49.660
2	1	9:02.524	1:10.422	1:09.905	2:07.611	3:45.897	48.689
3	1	9:24.352	1:10.095	1:09.031	2:08.155	4:07.603	49.468
4	1	8:56.633	1:10.245	1:09.659	2:07.418	3:39.852	49.459
5	1	8:37.645	1:10.580	1:08.699	2:08.161	3:20.830	49.375
6	1	8:43.287	1:10.497	1:09.274	2:06.542	3:17.557	
7	2	11:53.963	3:51.632	1:15.694	2:15.505	3:40.159	50.973
8	2	9:46.409	1:15.670	1:15.861	2:19.985	3:42.910	
9	2	16:22.651	8:21.604	1:13.748	2:18.001	3:37.565	51.733
10	2	9:13.438	1:14.105	1:15.849	2:16.288	3:36.083	51.113
11	2	9:15.599	1:15.496	1:15.710	2:16.274	3:36.677	51.442
12	2	9:15.445	1:14.204	1:15.572	2:15.942	3:38.645	51.082
13	2	9:42.238	1:13.713	1:14.513	2:14.460	4:06.969	52.583
14	2	9:40.334	1:13.031	1:13.924	2:14.684	4:06.829	51.866
15	2	9:25.221	1:13.069	1:14.262	2:13.339	3:53.719	50.832
16	2	9:20.136	1:14.809	1:14.423	2:13.710	3:37.008	
17	1	11:37.002	4:11.739	1:09.464	2:07.102	3:19.601	49.096
18	1	8:36.994	1:10.806	1:09.618	2:06.772	3:20.408	49.390
19	1	8:39.073	1:11.481	1:09.247	2:10.000	3:19.049	49.296
20	1	8:34.003	1:10.999	1:08.739	2:06.444	3:18.682	49.139
21	1	8:35.743	1:11.074	1:09.327	2:06.825	3:19.171	49.346
22	1	8:31.359 #	1:10.351	1:09.115	2:06.073	3:16.535	49.285




58. ADAC Barbarossapreis

MSC-Sinzig e.V. im ADAC, Arienheller Str. 41a, D-56598 Rheinbrohl

Nürburgring, Länge 24358 m

Nürburgring Langstrecken-Serie



DMSB Reg.-Nr. R-15499/26

Sector Times Rennen

23	1	8:36.653	1:10.336	1:08.691	2:08.057	3:19.546	50.023
24	1	8:41.906	1:10.482	1:11.776	2:07.302	3:15.935	
25	1	10:41.624	2:48.275	1:10.072	2:07.713	3:20.714	1:14.850
26	1	8:43.501	1:13.032	1:10.614	2:08.384	3:19.855	51.616

909	Sander(1) / 'L.Messenger'(2) / Krämer(3)			Porsche 911 GT3 Cup		theoretical besttime:8:22.340	
-----	--	--	--	---------------------	--	-------------------------------	--

Lap	Driver	Laptime	Sector 1	Sector 2	Sector 3	Sector 4	Sector 5
1	3	8:50.649	1:21.170	1:11.230	2:08.159	3:20.508	49.582
2	3	8:56.662	1:09.614	1:09.473	2:06.121	3:41.974	49.480
3	3	9:10.935	1:09.790	1:09.727	2:06.638	3:55.468	49.312
4	3	9:02.714	1:09.486	1:08.838	2:06.733	3:48.461	49.196
5	3	8:44.587	1:10.174	1:11.083	2:08.701	3:17.900	
6	2	11:13.680	3:52.259	1:07.828	2:06.227	3:17.907	49.459
7	2	8:27.176	1:09.753	1:08.553	2:06.245	3:13.755	48.870
8	2	8:44.842	1:10.234	1:09.259	2:11.697	3:24.228	49.424
9	2	8:52.967	1:10.122	1:08.460	2:19.305	3:26.005	49.075
10	2	8:39.386	1:09.191	1:07.394	2:13.762	3:20.371	48.668
11	2	8:26.020 #	1:09.223	1:08.527	2:03.500	3:15.831	48.939
12	2	8:28.273	1:09.541	1:07.625	2:05.215	3:17.342	48.550
13	2	8:55.537	1:09.141	1:07.650	2:04.076	3:37.629	
14	1	12:33.951	4:14.203	1:13.029	2:10.642	4:04.811	51.266
15	1	9:31.079	1:11.209	1:13.344	2:10.811	4:04.848	50.867
16	1	9:15.878	1:12.809	1:12.959	2:13.897	3:46.034	50.179
17	1	8:45.853	1:10.588	1:10.359	2:09.747	3:25.388	49.771
18	1	8:45.372	1:10.497	1:10.005	2:09.944	3:25.167	49.759
19	1	8:42.066	1:10.840	1:10.125	2:08.884	3:22.518	49.699
20	1	8:42.540	1:10.104	1:10.797	2:08.690	3:22.999	49.950
21	1	8:48.049	1:10.258	1:10.335	2:08.453	3:20.284	
22	3	11:26.996	3:50.873	1:13.834	2:09.939		
23	3	8:41.683					
24	3	8:37.928					
25	3	8:33.527					
26	3	8:40.211					
27	3	8:50.670					

910	Koch(1) / Koch(2) / Koch(3)			Porsche 911 GT3 Cup		theoretical besttime:8:22.648	
-----	-----------------------------	--	--	---------------------	--	-------------------------------	--

Lap	Driver	Laptime	Sector 1	Sector 2	Sector 3	Sector 4	Sector 5
1	1	8:51.242	1:21.439	1:11.409	2:09.003	3:19.913	49.478
2	1	8:56.427	1:09.426	1:09.307	2:06.444	3:41.966	49.284
3	1	9:13.487	1:09.559	1:09.798	2:06.713	3:58.182	49.235
4	1	9:00.061	1:09.202	1:07.982	2:06.469	3:47.299	49.109
5	1	8:36.485	1:10.051	1:11.532	2:08.370	3:17.924	48.608
6	1	8:41.099	1:09.376	1:09.887	2:06.660	3:17.325	
7	2	11:38.022	3:53.022	1:12.635	2:14.300	3:26.701	51.364
8	2	9:03.486	1:12.933	1:13.752	2:15.818	3:29.980	51.003



58. ADAC Barbarossapreis

MSC-Sinzig e.V. im ADAC, Arienheller Str. 41a, D-56598 Rheinbrohl

Nürburgring, Länge 24358 m

Nürburgring Langstrecken-Serie



DMSB Reg.-Nr. R-15499/26

Sector Times Rennen

9	2	9:20.757	1:12.844	1:11.305	2:27.385	3:38.495	50.728
10	2	9:02.669	1:12.559	1:11.949	2:11.649	3:25.798	
11	2	9:46.475	2:04.968	1:12.751	2:12.736	3:26.391	49.629
12	2	9:01.834	1:11.666	1:11.374	2:10.680	3:37.743	50.371
13	2	9:12.047	1:12.294	1:11.397	2:10.141	3:38.672	
14	3	12:01.619	4:00.921	1:09.709	2:05.698	3:56.606	48.685
15	3	9:13.747	1:10.038	1:09.387	2:06.730	3:58.725	48.867
16	3	8:28.885	1:09.816	1:08.688	2:04.109	3:16.526	49.746
17	3	8:28.754	1:09.824	1:07.250	2:04.177	3:14.513	52.990
18	3	8:28.240 #	1:11.311	1:08.242	2:03.897	3:13.691	51.099
19	3	8:30.076	1:10.895	1:08.816	2:04.839	3:13.849	51.677
20	3	8:28.530	1:10.053	1:08.599	2:04.261	3:16.234	49.383
21	3	8:37.014	1:10.834	1:07.957	2:04.428	3:16.607	
22	1	11:17.672	3:48.987	1:09.985	2:08.646	3:20.588	49.466
23	1	8:29.224	1:09.504	1:09.035	2:05.273	3:15.665	49.747
24	1	8:32.070	1:09.497	1:07.661	2:07.192	3:18.597	49.123
25	1	8:32.809	1:09.915	1:08.291	2:06.395	3:18.437	49.771
26	1	8:37.270	1:09.491	1:08.305	2:08.597	3:21.635	49.242
27	1	8:32.325	1:09.776	1:09.002	2:08.684	3:16.064	48.799

913	Cameron(1) / Bonk(2)		Porsche 911 GT3 Cup			theoretical besttime:8:33.007	
Lap	Driver	Laptime	Sector 1	Sector 2	Sector 3	Sector 4	Sector 5
1	1	9:07.879	1:25.201	1:12.641	2:10.365	3:28.963	50.709
2	1	9:22.590	1:12.696	1:11.610	2:11.987	3:54.804	51.493
3	1	9:51.878	1:12.981	1:13.284	2:11.849	4:22.540	51.224
4	1	9:01.186	1:13.072	1:12.816	2:11.864	3:32.210	51.224
5	1	9:01.231	1:12.954	1:12.888	2:14.258	3:29.794	51.337
6	1	9:04.716	1:13.451	1:12.608	2:11.630	3:34.743	52.284
7	1	9:08.424	1:15.209	1:16.253	2:12.489	3:33.022	51.451
8	1	9:17.815	1:13.063	1:13.073	2:16.346	3:32.471	
9	1	12:30.157	4:30.495	1:12.086	2:25.074	3:32.872	49.630
10	2	8:42.235	1:10.931	1:10.170	2:06.626	3:25.646	48.862
11	2	8:35.257 #	1:10.499	1:08.807	2:07.480	3:19.089	49.382
12	2	8:49.580	1:10.041	1:10.413	2:07.951	3:32.093	49.082
13	2	8:51.589	1:10.764	1:09.532	2:06.208	3:34.462	50.623
14	2	9:27.274	1:10.496	1:09.312	2:08.048	4:01.028	
15	1	11:54.296	3:41.152	1:11.287	2:09.384	4:01.810	50.663
16	1	9:05.493	1:12.073	1:12.827	2:11.343	3:38.716	50.534
17	1	9:04.561	1:13.166	1:12.799	2:13.159	3:34.464	50.973
18	1	9:06.310	1:13.723	1:13.109	2:12.725	3:34.089	52.664
19	1	9:11.273	1:14.501	1:14.341	2:15.252	3:34.427	52.752
20	1	9:12.243	1:16.135	1:14.820	2:16.121	3:33.943	51.224
21	1	9:04.556	1:14.518	1:15.714	2:13.430	3:29.865	51.029
22	1	9:17.478	1:14.614	1:18.351	2:13.019	3:29.032	
23	1	11:28.214	3:35.804	1:12.388	2:13.520	3:34.638	51.864



58. ADAC Barbarossapreis

MSC-Sinzig e.V. im ADAC, Arienheller Str. 41a, D-56598 Rheinbrohl

Nürburgring, Länge 24358 m

Nürburgring Langstrecken-Serie



DMSB Reg.-Nr. R-15499/26

Sector Times Rennen

24	1	9:12.439	1:15.193	1:14.015	2:15.996	3:35.840	51.395
25	1	8:58.764	1:13.002	1:13.529	2:14.212	3:27.561	50.460
26	1	9:02.451	1:12.959	1:12.125	2:17.451	3:28.467	51.449

915	Beyer(1) / Wagner(2)		Porsche 911 GT3 Cup		theoretical besttime:8:45.122		
-----	----------------------	--	---------------------	--	-------------------------------	--	--

Lap	Driver	Laptime	Sector 1	Sector 2	Sector 3	Sector 4	Sector 5
1	2	9:26.247	1:27.101	1:18.374	2:16.254	3:33.015	51.503
2	2	9:27.504	1:12.776	1:14.046	2:14.474	3:54.822	51.386
3	2	10:02.215	1:12.459	1:13.630	2:14.899	4:29.793	51.434
4	2	9:05.596	1:12.358	1:14.426	2:14.372	3:33.259	51.181
5	2	9:04.970	1:11.489	1:12.437	2:12.484	3:37.360	51.200
6	2	9:13.392	1:12.492	1:13.267	2:16.000	3:31.388	
7	2	11:44.552	3:54.466	1:14.012	2:12.485	3:31.335	52.254
8	1	9:32.671	1:14.319	1:16.721	2:25.776	3:45.027	50.828
9	1	9:20.168	1:11.896	1:10.867	2:24.533	3:40.363	52.509
10	1	8:55.780	1:11.581	1:12.117	2:13.998	3:27.405	50.679
11	1	8:56.724	1:12.743	1:13.514	2:14.742	3:25.554	50.171
12	1	9:11.573	1:11.633	1:10.753	2:11.611	3:39.239	
13	2	12:24.867	3:43.088	1:15.840	2:22.736	4:12.222	50.981
14	2	9:38.691	1:11.962	1:13.342	2:13.628	4:07.898	51.861
15	2	9:36.291	1:11.523	1:13.551	2:13.819	4:06.861	50.537
16	2	8:56.813	1:10.861	1:12.098	2:10.843	3:32.429	50.582
17	2	8:50.205	1:11.012	1:10.840	2:11.537	3:26.792	50.024
18	2	9:10.980	1:11.914	1:16.045	2:15.775	3:36.601	50.645
19	2	9:03.220	1:13.295	1:14.983	2:14.445	3:29.297	51.200
20	2	9:05.625	1:12.255	1:12.334	2:14.221	3:26.814	
21	1	11:46.669	4:01.639	1:14.083	2:13.811	3:26.384	50.752
22	1	8:55.600	1:13.344	1:12.219	2:13.970	3:26.296	49.771
23	1	8:50.238	1:11.808	1:11.346	2:12.089	3:24.843	50.152
24	1	8:49.080 #	1:11.942	1:12.867	2:09.228	3:24.509	50.534
25	1	8:57.615	1:11.781	1:10.888	2:11.424	3:33.166	50.356
26	1	9:45.406	1:12.404	1:12.991	2:14.782	4:11.830	53.399

917	Kikireshko(1) / Terting(2) / Grosse(3)		Porsche 911 GT3 Cup		theoretical besttime:8:14.471		
-----	--	--	---------------------	--	-------------------------------	--	--

Lap	Driver	Laptime	Sector 1	Sector 2	Sector 3	Sector 4	Sector 5
1	3	8:29.776	1:16.549	1:10.554	2:03.848	3:10.807	48.018
2	3	8:25.276 #	1:08.682	1:06.373	2:01.088	3:20.227	48.906
3	3	9:10.161	1:08.185	1:07.754	2:03.385	3:53.317	

919	Chrzanowski(1) / Jodexnis(2) / Jodexnis(3)		Porsche 911 GT3 Cup		theoretical besttime:8:14.522		
-----	--	--	---------------------	--	-------------------------------	--	--

Lap	Driver	Laptime	Sector 1	Sector 2	Sector 3	Sector 4	Sector 5
1	1	8:29.584	1:16.629	1:10.276	2:03.744	3:10.777	48.158
2	1	8:21.294 #	1:08.642	1:06.241	2:01.097	3:16.972	48.342
3	1	8:53.227	1:08.319	1:06.694	2:01.942	3:48.117	48.155
4	1	9:05.933	1:09.763	1:06.671	2:03.379	3:54.626	51.494



58. ADAC Barbarossapreis

MSC-Sinzig e.V. im ADAC, Arienheller Str. 41a, D-56598 Rheinbrohl

Nürburgring, Länge 24358 m

Nürburgring Langstrecken-Serie



DMSB Reg.-Nr. R-15499/26

Sector Times Rennen

5	1	8:21.493	1:09.229	1:06.764	2:04.714	3:12.439	48.347
6	1	8:24.554	1:09.533	1:08.256	2:03.653	3:15.024	48.088
7	1	8:22.534	1:09.767	1:07.708	2:02.791	3:13.678	48.590
8	1	8:36.091	1:09.857	1:08.781	2:06.036	3:12.903	
9	2	12:42.834	4:25.696	1:12.616	2:28.466	3:44.228	51.828
10	2	9:28.223	1:12.758	1:14.199	2:31.024	3:38.825	51.417
11	2	9:19.860	1:14.668	1:15.661	2:20.469	3:37.076	51.986
12	2	9:18.791	1:14.235	1:14.498	2:17.419	3:40.005	52.634
13	2	9:36.922	1:14.965	1:15.457	2:17.761	3:47.331	
14	3	11:37.892	3:20.909	1:11.639	2:09.972	4:05.276	50.096
15	3	9:25.179	1:10.419	1:11.388	2:09.601	4:03.200	50.571
16	3	8:50.144	1:10.658	1:10.542	2:08.825	3:30.525	49.594
17	3	8:45.078	1:10.338	1:12.877	2:10.184	3:22.208	49.471
18	3	8:39.935	1:09.807	1:10.158	2:09.601	3:21.147	49.222
19	3	8:47.736	1:09.667	1:10.084	2:10.826	3:20.015	
20	3	11:03.577	3:33.008	1:11.525	2:08.687	3:20.677	49.680
21	3	8:43.443	1:09.927	1:10.477	2:09.514	3:24.226	49.299
22	3	8:43.276	1:10.741	1:10.234	2:09.021	3:22.710	50.570
23	3	8:32.027	1:10.862	1:08.833	2:06.217	3:17.276	48.839
24	3	8:37.102	1:10.310	1:08.915	2:07.850	3:20.217	49.810
25	3	8:34.057	1:09.975	1:10.117	2:07.187	3:17.345	49.433
26	3	8:41.819	1:09.775	1:09.266	2:06.935	3:26.975	48.868
27	3	8:39.335	1:11.167	1:11.138	2:08.618	3:18.998	49.414

921		Bednarski(1) / Scheerbarth(2)		Porsche 911 GT3 Cup		theoretical besttime:8:11.143	
Lap	Driver	Laptime	Sector 1	Sector 2	Sector 3	Sector 4	Sector 5
1	2	8:24.332	1:16.232	1:09.841	2:01.087	3:08.891	48.281
2	2	8:19.012	1:07.427	1:06.032	2:01.043	3:15.864	48.646
3	2	8:45.891	1:07.735	1:05.781	2:01.220	3:42.105	49.050
4	2	8:46.358	1:07.638	1:07.363	2:02.379	3:38.329	50.649
5	2	8:25.813	1:08.182	1:07.463	2:03.556	3:11.036	
6	2	10:32.343	3:20.957	1:06.478	2:03.989	3:11.573	49.346
7	2	8:25.945	1:08.416	1:07.902	2:06.192	3:14.919	48.516
8	2	8:51.972	1:08.155	1:06.709	2:02.010	3:21.069	1:14.029
9	2	8:48.686	1:08.604	1:08.153	2:15.581	3:20.194	
10	2	9:31.962	1:59.568	1:06.597	2:15.170	3:22.495	48.132
11	2	8:27.149	1:08.011	1:08.489	2:02.299	3:10.217	
12	1	10:45.467	3:31.286	1:07.940	2:04.539	3:13.292	48.410
13	1	8:39.505	1:08.113	1:07.132	2:04.999	3:29.843	49.418
14	1	9:00.498	1:08.852	1:07.756	2:03.253	3:52.154	48.483
15	1	8:59.127	1:08.356	1:07.322	2:03.180	3:51.170	49.099
16	1	8:58.037	1:08.767	1:06.915	2:02.917	3:51.245	48.193
17	1	8:21.905	1:08.075	1:07.035	2:04.488	3:13.882	48.425
18	1	8:21.805	1:08.401	1:07.682	2:04.594	3:13.054	48.074
19	1	8:18.709 #	1:08.922	1:06.628	2:02.802	3:12.104	48.253



58. ADAC Barbarossapreis

MSC-Sinzig e.V. im ADAC, Arienheller Str. 41a, D-56598 Rheinbrohl

Nürburgring, Länge 24358 m

Nürburgring Langstrecken-Serie



DMSB Reg.-Nr. R-15499/26

Sector Times Rennen

20	1	8:27.048	1:08.248	1:07.169	2:03.225	3:12.335	
21	2	11:26.492	4:08.577	1:05.955	2:03.267	3:12.542	56.151
22	2	8:22.484	1:07.850	1:07.118	2:02.233	3:16.435	48.848
23	2	8:19.605	1:08.098	1:06.328	2:04.164	3:12.402	48.613
24	2	8:19.011	1:08.204	1:06.989	2:03.536	3:11.773	48.509
25	2	8:23.205	1:08.475	1:07.396	2:05.626	3:13.000	48.708
26	2	8:24.656	1:08.460	1:07.937	2:02.772	3:17.486	48.001
27	2	8:24.351	1:08.837	1:08.517	2:02.969	3:13.538	50.490
28	2	8:31.553	1:09.984	1:07.306	2:04.825	3:19.951	49.487

941	Kruse(1) / Rziczny(2) / Vogt(3)	Porsche 718 Cayman GT4 CS	theoretical besttime:8:45.028				
-----	---------------------------------	---------------------------	-------------------------------	--	--	--	--

Lap	Driver	Laptime	Sector 1	Sector 2	Sector 3	Sector 4	Sector 5
1	1	9:07.006	1:19.623	1:13.218	2:12.382	3:30.302	51.481
2	1	9:12.449	1:12.842	1:11.397	2:09.765	3:47.413	51.032
3	1	9:27.139	1:12.229	1:11.434	2:09.512	4:02.920	51.044
4	1	8:51.479	1:11.862	1:11.332	2:09.754	3:27.737	50.794
5	1	8:50.953	1:11.833	1:11.495	2:10.373	3:25.554	51.698
6	1	8:53.483	1:12.726	1:11.100	2:12.515	3:26.285	50.857
7	1	8:57.136	1:13.443	1:12.726	2:12.047	3:27.831	51.089
8	1	9:10.119	1:12.134	1:12.596	2:15.948	3:30.609	
9	2	12:20.230	4:08.111	1:12.124	2:27.367	3:40.472	52.156
10	2	11:56.689	4:07.270	1:13.915	2:15.339	3:28.008	52.157
11	2	8:56.027	1:13.270	1:12.294	2:12.050	3:27.187	51.226
12	2	9:18.163	1:12.513	1:11.689	2:13.812	3:47.979	52.170
13	2	9:39.544	1:13.380	1:13.555	2:13.789	4:07.442	51.378
14	2	9:29.437	1:12.105	1:12.731	2:10.938	4:02.512	51.151
15	2	9:36.650	1:12.398	1:11.840	2:10.538	4:10.481	51.393
16	3	13:09.753	5:20.988	1:13.861	2:13.419	3:30.293	51.192
17	3	8:53.084	1:11.995	1:11.352	2:10.409	3:27.877	51.451
18	3	8:51.566	1:12.116	1:10.598	2:09.363	3:27.115	52.374
19	3	8:50.732	1:12.804	1:11.971	2:10.610	3:23.866	51.481
20	3	8:52.541	1:13.053	1:11.417	2:10.916	3:26.226	50.929
21	3	8:50.555 #	1:12.098	1:10.582	2:10.974	3:22.464	54.437
22	3	8:52.018	1:15.123	1:10.574	2:09.601	3:24.273	52.447
23	3	8:51.729	1:13.076	1:11.524	2:09.932	3:26.089	51.108
24	3	9:09.563	1:13.280	1:10.864	2:14.721	3:31.335	
25	3	10:07.834	2:12.472	1:11.596	2:11.199	3:25.539	1:07.028
26	3	8:52.758	1:14.271	1:10.849	2:10.660	3:25.317	51.661

944	Oehme(1) / Oehme(2)	Porsche 718 Cayman GT4 CS	theoretical besttime:8:42.619				
-----	---------------------	---------------------------	-------------------------------	--	--	--	--

Lap	Driver	Laptime	Sector 1	Sector 2	Sector 3	Sector 4	Sector 5
1	2	8:54.611	1:17.003	1:11.848	2:10.569	3:24.783	50.408
2	2	9:07.815	1:12.233	1:10.150	2:09.385	3:45.348	50.699
3	2	9:17.723	1:11.290	1:10.354	2:10.479	3:54.717	50.883
4	2	8:51.358	1:11.707	1:10.946	2:09.535	3:28.158	51.012



58. ADAC Barbarossapreis

MSC-Sinzig e.V. im ADAC, Arienheller Str. 41a, D-56598 Rheinbrohl

Nürburgring, Länge 24358 m

Nürburgring Langstrecken-Serie



DMSB Reg.-Nr. R-15499/26

Sector Times Rennen

5	2	8:47.222	1:12.133	1:10.505	2:09.861	3:23.821	50.902
6	2	8:51.935	1:11.666	1:10.256	2:11.091	3:28.248	50.674
7	2	8:49.365	1:11.897	1:10.407	2:11.406	3:24.533	51.122
8	2	9:02.936	1:11.600	1:10.986	2:12.836	3:28.275	
9	1	12:11.445	4:05.188	1:11.382	2:26.071	3:38.048	50.756
10	1	8:56.308	1:11.262	1:11.187	2:11.091	3:32.059	50.709
11	1	8:50.580	1:11.511	1:10.724	2:10.995	3:26.010	51.340
12	1	9:01.305	1:11.784	1:11.306	2:09.514	3:37.647	51.054
13	1	9:12.026	1:11.814	1:10.652	2:09.921	3:49.190	50.449
14	1	9:28.572	1:11.313	1:12.350	2:11.517	4:02.746	50.646
15	1	9:30.778	1:11.633	1:10.401	2:13.039	4:05.052	50.653
16	1	8:54.442	1:12.600	1:11.398	2:12.978	3:27.183	50.283
17	1	8:56.171	1:11.347	1:10.744	2:10.449	3:25.807	
18	2	11:52.731	4:12.054	1:10.995	2:10.023	3:28.520	51.139
19	2	8:46.776 #	1:12.518	1:10.396	2:10.716	3:22.370	50.776
20	2	8:47.342	1:11.205	1:10.941	2:09.287	3:25.210	50.699
21	2	8:47.641	1:11.148	1:10.500	2:08.668	3:26.301	51.024
22	2	8:49.299	1:11.407	1:10.416	2:11.561	3:25.329	50.586
23	2	8:48.171	1:11.780	1:11.161	2:11.072	3:23.447	50.711
24	2	8:49.888	1:11.558	1:11.972	2:10.081	3:25.823	50.454
25	2	8:56.002	1:11.699	1:11.406	2:09.087	3:23.796	
26	2	9:39.323	2:04.166	1:11.308	2:09.633	3:23.659	50.557
27	2	8:46.844	1:11.463	1:10.368	2:11.008	3:23.499	50.506

945		Nölken(1) / Nölken(2)		Porsche 718 Cayman GT4 CS			theoretical besttime:9:01.897	
Lap	Driver	Laptime	Sector 1	Sector 2	Sector 3	Sector 4	Sector 5	
1	2	9:32.989	1:22.560	1:17.119	2:20.140	3:40.586	52.584	
2	2	9:37.545	1:14.581	1:15.322	2:18.020	3:57.031	52.591	
3	2	9:43.464	1:14.767	1:14.942	2:16.885	4:04.433	52.437	
4	2	9:12.439	1:14.229	1:14.864	2:16.193	3:34.786	52.367	
5	2	9:17.391	1:13.742	1:14.659	2:16.198	3:40.297	52.495	
6	2	9:17.991	1:14.773	1:15.622	2:16.853	3:37.687	53.056	
7	2	9:25.832	1:14.845	1:15.424	2:19.231	3:42.428	53.904	
8	2	9:59.999	1:31.602	1:15.950	2:20.875	3:58.248	53.324	
9	2	10:00.523	1:15.440	1:17.752	2:32.111	3:51.737		
10	1	12:19.222	4:23.906	1:14.531	2:15.050	3:33.689	52.046	
11	1	9:08.966	1:13.756	1:13.672	2:14.722	3:35.561	51.255	
12	1	9:12.468	1:13.902	1:12.873	2:14.822	3:39.191	51.680	
13	1	9:45.281	1:13.693	1:13.788	2:14.468	4:09.998	53.334	
14	1	9:40.262	1:13.866	1:13.933	2:13.634	4:07.130	51.699	
15	1	9:24.447	1:14.518	1:13.698	2:14.740	3:49.442	52.049	
16	1	9:03.875	1:13.754	1:13.296	2:14.715	3:30.499	51.611	
17	1	9:03.134 #	1:13.648	1:13.453	2:13.622	3:30.685	51.726	
18	1	9:13.383	1:13.823	1:13.265	2:16.613	3:30.532		
19	2	12:17.171	4:01.153	1:18.403	2:22.017	3:42.506	53.092	



58. ADAC Barbarossapreis

MSC-Sinzig e.V. im ADAC, Arienheller Str. 41a, D-56598 Rheinbrohl

Nürburgring, Länge 24358 m

Nürburgring Langstrecken-Serie



DMSB Reg.-Nr. R-15499/26

Sector Times Rennen

20	2	9:30.501	1:14.877	1:17.206	2:25.194	3:39.814	53.410
21	2	10:36.296	1:16.504	1:17.133	2:43.047	4:12.943	
22	2	20:23.699	12:10.388	1:16.587	2:20.728	3:42.171	53.825
23	2	9:39.820	1:16.317	1:17.896	2:22.853	3:48.834	53.920
24	2	9:51.411	1:18.169	1:21.045	2:23.543	3:54.873	53.781

949	Donkel(1) / Gupta(2) / Wenisch(3)		Porsche 718 Cayman GT4 CS		theoretical besttime:8:46.507		
-----	-----------------------------------	--	---------------------------	--	-------------------------------	--	--

Lap	Driver	Laptime	Sector 1	Sector 2	Sector 3	Sector 4	Sector 5
1	1	8:59.524	1:18.609	1:12.130	2:11.775	3:26.002	51.008
2	1	9:15.730	1:12.749	1:11.221	2:09.655	3:51.171	50.934
3	1	9:24.721	1:12.633	1:10.603	2:09.931	4:00.486	51.068
4	1	8:55.613	1:12.840	1:11.401	2:10.740	3:29.511	51.121
5	1	8:49.260 #	1:12.742	1:10.945	2:10.234	3:24.177	51.162
6	1	8:54.118	1:12.602	1:11.315	2:12.048	3:25.234	52.919
7	1	8:54.308	1:12.899	1:12.474	2:09.491	3:28.022	51.422
8	1	9:06.106	1:14.440	1:11.998	2:12.351	3:28.033	
9	3	12:07.661	4:06.140	1:11.473	2:23.516	3:35.392	51.140
10	3	8:53.875	1:13.579	1:10.635	2:11.008	3:27.214	51.439
11	3	8:52.622	1:12.652	1:13.126	2:11.062	3:23.083	52.699
12	3	9:05.193	1:13.337	1:11.377	2:11.143	3:38.094	51.242
13	3	9:16.362	1:12.585	1:10.532	2:10.584	3:51.197	51.464
14	3	9:37.610	1:14.380	1:12.337	2:11.967	4:07.800	51.126
15	3	9:31.673	1:12.612	1:10.956	2:10.916	4:05.970	51.219
16	3	8:53.161	1:13.343	1:10.414	2:09.643	3:26.169	53.592
17	3	9:11.896	1:13.110	1:12.222	2:09.813	3:35.573	
18	2	12:06.237	4:14.521	1:13.185	2:17.148	3:29.652	51.731
19	2	9:03.076	1:13.163	1:12.317	2:15.242	3:30.505	51.849
20	2	9:03.484	1:14.235	1:15.401	2:13.462	3:28.304	52.082
21	2	8:55.212	1:13.246	1:11.207	2:13.047	3:26.056	51.656
22	2	8:58.418	1:13.867	1:11.754	2:11.457	3:29.424	51.916
23	2	8:56.113	1:13.099	1:12.402	2:12.656	3:26.073	51.883
24	2	8:53.019	1:12.779	1:11.550	2:11.280	3:26.059	51.351
25	2	9:02.523	1:12.794	1:13.162	2:11.547	3:25.499	
26	2	9:55.677	2:11.428	1:11.472	2:11.710	3:27.974	53.093

950	Baumann(1) / Schmickler(2) / Riemer(3)		Porsche 718 Cayman GT4 CS		theoretical besttime:8:41.379		
-----	--	--	---------------------------	--	-------------------------------	--	--

Lap	Driver	Laptime	Sector 1	Sector 2	Sector 3	Sector 4	Sector 5
1	1	8:54.374	1:16.409	1:11.316	2:10.692	3:25.493	50.464
2	1	9:09.110	1:13.535	1:10.905	2:09.709	3:44.555	50.406
3	1	9:19.552	1:12.286	1:10.840	2:11.163	3:54.787	50.476
4	1	8:50.898	1:12.594	1:11.070	2:10.724	3:25.726	50.784
5	1	8:46.497	1:11.988	1:10.352	2:09.223	3:23.626	51.308
6	1	8:53.927	1:12.619	1:10.894	2:09.749	3:29.492	51.173
7	1	9:04.457	1:15.444	1:14.018	2:15.421	3:28.798	50.776
8	1	9:04.191	1:12.477	1:10.721	2:14.542	3:27.771	



58. ADAC Barbarossapreis

MSC-Sinzig e.V. im ADAC, Arienheller Str. 41a, D-56598 Rheinbrohl

Nürburgring, Länge 24358 m

Nürburgring Langstrecken-Serie



DMSB Reg.-Nr. R-15499/26

Sector Times Rennen

9	2	12:03.320	4:02.246	1:11.181	2:25.933	3:33.402	50.558
10	2	8:49.704	1:11.741	1:10.378	2:10.010	3:27.220	50.355
11	2	8:45.758	1:11.328	1:10.656	2:09.494	3:23.101	51.179
12	2	8:57.257	1:11.697	1:10.414	2:08.643	3:35.361	51.142
13	2	9:08.099	1:11.641	1:11.091	2:09.320	3:45.572	50.475
14	2	9:22.080	1:11.658	1:10.712	2:09.418	3:59.941	50.351
15	2	9:20.170	1:12.214	1:10.464	2:08.829	3:58.668	49.995
16	2	8:47.595	1:11.448	1:10.474	2:10.612	3:24.734	50.327
17	2	8:55.433	1:11.850	1:10.805	2:09.278	3:25.418	
18	3	11:52.989	4:11.280	1:10.489	2:14.530	3:25.884	50.806
19	3	8:46.080	1:11.326	1:10.478	2:08.845	3:23.884	51.547
20	3	8:44.498 #	1:12.009	1:10.143	2:09.132	3:22.615	50.599
21	3	8:46.853	1:11.645	1:10.864	2:10.933	3:22.911	50.500
22	3	8:47.953	1:11.156	1:11.463	2:12.439	3:22.014	50.881
23	3	8:46.154	1:11.539	1:10.530	2:11.858	3:21.454	50.773
24	3	8:44.650	1:11.471	1:10.476	2:09.797	3:21.644	51.262
25	3	8:51.424	1:11.706	1:10.270	2:10.217	3:21.771	
26	3	9:39.262	1:51.823	1:10.143	2:09.615	3:35.766	51.915
27	3	8:46.283	1:12.406	1:10.131	2:10.643	3:22.360	50.743

951	Laube(1) / Lindloff(2) / Schwarze(3)		Porsche 718 Cayman GT4 CS			theoretical besttime:9:21.587	
Lap	Driver	Laptime	Sector 1	Sector 2	Sector 3	Sector 4	Sector 5
1	1	10:03.357	1:30.634	1:20.911	2:25.328	3:49.986	56.498
2	1	10:02.259	1:17.579	1:16.956	2:22.229	4:08.434	57.061
3	1	10:14.235	1:17.728	1:17.394	2:22.846	4:18.817	57.450
4	1	9:51.451	1:17.417	1:18.421	2:24.691	3:53.952	56.970
5	1	9:49.470	1:18.124	1:17.822	2:23.698	3:52.953	56.873
6	1	9:51.121	1:17.227	1:17.501	2:22.577	3:48.481	
7	2	13:16.058	4:31.598	1:20.522	2:30.040	3:56.086	57.812
8	2	10:15.310	1:18.193	1:18.485	2:37.243	4:04.451	56.938
9	2	9:51.699	1:18.647	1:18.127	2:24.167	3:52.946	57.812
10	2	9:49.805	1:18.167	1:18.760	2:24.695	3:51.486	56.697
11	2	10:10.019	1:18.589	1:18.470	2:22.714	4:10.884	59.362
12	2	10:23.119	1:18.400	1:18.661	2:21.513	4:20.864	
13	3	13:05.912	4:18.426	1:16.205	2:19.397	4:15.394	56.490
14	3	9:46.431	1:17.731	1:14.449	2:19.886	3:58.394	55.971
15	3	9:33.474	1:17.670	1:14.412	2:24.781	3:40.359	56.252
16	3	9:27.486	1:17.842	1:15.865	2:18.680	3:38.932	56.167
17	3	9:29.758	1:17.795	1:14.720	2:18.044	3:42.922	56.277
18	3	9:25.973	1:18.342	1:14.794	2:18.598	3:38.920	55.319
19	3	9:25.694 #	1:17.806	1:13.885	2:18.005	3:38.562	57.436
20	3	9:31.903	1:18.566	1:14.883	2:17.884	3:37.272	
21	1	12:26.043	3:55.506	1:18.227	2:24.106	3:50.541	57.663
22	1	9:46.875	1:19.036	1:19.817	2:22.002	3:46.802	59.218
23	1	9:36.124	1:17.312	1:16.826	2:20.868	3:44.654	56.464



58. ADAC Barbarossapreis

MSC-Sinzig e.V. im ADAC, Arienheller Str. 41a, D-56598 Rheinbrohl

Nürburgring, Länge 24358 m

Nürburgring Langstrecken-Serie



DMSB Reg.-Nr. R-15499/26

Sector Times Rennen

24	1	9:41.222	1:18.431	1:19.256	2:21.746	3:45.236	56.553
----	---	----------	----------	----------	----------	----------	--------

952	Kraus(1) / Saltvedt(2)		Porsche 718 Cayman GT4 CS		theoretical besttime:8:55.705		
-----	------------------------	--	---------------------------	--	-------------------------------	--	--

Lap	Driver	Laptime	Sector 1	Sector 2	Sector 3	Sector 4	Sector 5
1	2	9:18.974	1:23.827	1:17.331	2:18.819	3:28.244	50.753
2	2	9:21.325	1:12.901	1:11.908	2:12.670	3:52.398	51.448
3	2	9:33.690	1:12.928	1:12.415	2:13.171	4:03.570	51.606
4	2	9:02.371	1:13.535	1:12.393	2:13.538	3:30.730	52.175
5	2	9:00.378 #	1:13.084	1:13.851	2:13.879	3:28.201	51.363
6	2	9:05.862	1:13.606	1:12.625	2:15.209	3:33.227	51.195
7	2	9:11.603	1:14.504	1:12.528	2:13.041	3:31.053	
8	1	16:29.960	8:00.131	1:15.688	2:34.472	3:46.740	52.929
9	1	9:33.860	1:16.609	1:17.110	2:20.715	3:43.736	55.690
10	1	9:24.785	1:16.176	1:15.893	2:24.057	3:36.540	52.119
11	1	9:31.839	1:16.061	1:16.003	2:17.912	3:48.814	53.049
12	1	9:35.734	1:15.714	1:17.853	2:17.346	3:51.965	52.856
13	1	9:51.035	1:15.225	1:16.598	2:15.275		
14	1	9:46.617					
15	1	9:12.642					
16	1	9:26.427					
17	2	13:11.871	5:12.705	1:16.194	2:17.754	3:32.778	52.440
18	2	9:07.316	1:14.934	1:13.221	2:14.719	3:32.985	51.457
19	2	9:05.781	1:13.561	1:13.592	2:13.323	3:33.693	51.612
20	2	9:00.963	1:14.583	1:13.108	2:11.942	3:29.985	51.345
21	2	9:04.139	1:12.997	1:12.635	2:13.223	3:33.851	51.433
22	2	9:01.523	1:13.356	1:12.055	2:13.777	3:30.193	52.142
23	2	9:04.919	1:14.593	1:14.404	2:13.749	3:30.539	51.634
24	2	9:01.521	1:14.265	1:12.468	2:14.409	3:28.537	51.842
25	2	9:08.390	1:15.232	1:12.926	2:16.712	3:30.216	53.304

953	Sandberg(1) / Fielenbach(2)		Porsche 718 Cayman GT4 CS		theoretical besttime:8:35.991		
-----	-----------------------------	--	---------------------------	--	-------------------------------	--	--

Lap	Driver	Laptime	Sector 1	Sector 2	Sector 3	Sector 4	Sector 5
1	1	8:38.772 #	1:14.042	1:08.927	2:07.067	3:18.675	50.061
2	1	8:58.715	1:11.391	1:09.081	2:07.486	3:40.193	50.564
3	1	9:29.176	1:11.552	1:09.814	2:08.172	4:09.333	50.305
4	1	8:41.058	1:11.824	1:09.873	2:07.990	3:21.197	50.174
5	1	8:40.709	1:11.382	1:09.633	2:07.686	3:21.462	50.546
6	1	8:41.534	1:11.894	1:09.769	2:07.756	3:21.859	50.256
7	1	8:42.923	1:12.095	1:10.142	2:08.673	3:21.377	50.636
8	1	8:57.387	1:12.004	1:09.912	2:11.822	3:25.667	
9	2	12:07.530	4:04.255	1:11.334	2:25.177	3:36.156	50.608
10	2	8:54.670	1:12.186	1:10.774	2:15.704	3:25.589	50.417
11	2	8:48.046	1:11.696	1:10.956	2:10.147	3:24.930	50.317
12	2	8:59.665	1:12.066	1:10.766	2:08.648	3:37.916	50.269
13	2	8:58.482	1:11.994	1:10.724	2:09.836	3:35.513	50.415



58. ADAC Barbarossapreis

MSC-Sinzig e.V. im ADAC, Arienheller Str. 41a, D-56598 Rheinbrohl

Nürburgring, Länge 24358 m

Nürburgring Langstrecken-Serie



DMSB Reg.-Nr. R-15499/26

Sector Times Rennen

14	2	9:22.274	1:11.500	1:10.257	2:10.321	4:00.053	50.143
15	2	9:20.425	1:11.462	1:10.390	2:08.442	3:57.366	52.765
16	2	8:56.125	1:11.849	1:09.857	2:08.296	3:36.079	50.044
17	2	8:53.466	1:13.137	1:10.971	2:07.599	3:23.144	
18	1	11:42.249	4:11.329	1:10.235	2:08.803	3:21.400	50.482
19	1	8:42.506	1:11.588	1:10.086	2:07.750	3:22.605	50.477
20	1	8:42.587	1:12.347	1:09.061	2:08.705	3:22.023	50.451
21	1	8:43.297	1:11.925	1:09.282	2:08.676	3:21.796	51.618
22	1	8:42.320	1:11.800	1:09.673	2:09.532	3:21.016	50.299
23	1	8:39.872	1:11.485	1:09.554	2:07.985	3:20.544	50.304
24	1	8:42.831	1:11.878	1:09.692	2:08.561	3:22.760	49.940
25	1	8:47.435	1:12.154	1:10.122	2:11.320	3:23.791	50.048
26	1	8:55.418	1:12.077	1:10.589	2:09.320	3:23.345	
27	1	9:23.377	1:48.659	1:09.771	2:11.188	3:23.071	50.688

959		Eichenberg(1) / de Groot(2)		Porsche 718 Cayman GT4 CS		theoretical besttime:8:39.345	
Lap	Driver	Laptime	Sector 1	Sector 2	Sector 3	Sector 4	Sector 5
1	1	8:50.876	1:16.080	1:11.198	2:10.349	3:22.320	50.929
2	1	9:08.395	1:12.039	1:10.328	2:09.294	3:45.941	50.793
3	1	9:10.021	1:11.850	1:10.770	2:08.946	3:48.329	50.126
4	1	8:43.412	1:11.868	1:10.538	2:08.815	3:21.745	50.446
5	1	8:44.467	1:12.613	1:09.937	2:08.544	3:22.646	50.727
6	1	8:43.329 #	1:11.959	1:10.295	2:09.466	3:20.831	50.778
7	1	8:44.643	1:11.631	1:11.079	2:08.715	3:22.061	51.157
8	1	8:59.966	1:11.768	1:11.297	2:12.253	3:27.203	
9	2	12:05.060	4:02.216	1:10.591	2:23.484	3:36.756	52.013
10	2	8:46.462	1:12.843	1:11.023	2:09.228	3:22.914	50.454
11	2	8:46.903	1:11.262	1:10.777	2:09.068	3:24.215	51.581
12	2	8:58.349	1:11.811	1:09.763	2:09.466	3:36.878	50.431
13	2	8:57.187	1:11.322	1:10.503	2:10.445	3:34.516	50.401
14	2	9:20.382	1:11.599	1:09.975	2:10.254	3:57.173	51.381
15	2	9:21.601	1:10.898	1:10.330	2:08.947	3:58.250	53.176
16	2	8:56.932	1:11.510	1:09.770	2:08.788	3:36.795	50.069
17	2	8:52.223	1:11.070	1:10.848	2:08.143	3:23.654	
18	1	11:40.179	4:10.178	1:09.538	2:08.089	3:21.849	50.525
19	1	8:44.973	1:11.931	1:10.769	2:08.802	3:23.189	50.282
20	1	8:43.541	1:11.685	1:09.634	2:08.806	3:23.110	50.306
21	1	8:44.825	1:11.614	1:09.521	2:08.673	3:23.940	51.077
22	1	8:44.589	1:11.294	1:10.120	2:08.643	3:24.026	50.506
23	1	8:43.946	1:12.957	1:10.929	2:08.701	3:20.995	50.364
24	1	8:44.040	1:11.946	1:11.036	2:09.467	3:21.547	50.044
25	1	8:48.071	1:11.812	1:12.566	2:08.549	3:24.795	50.349
26	1	9:01.904	1:12.789	1:09.483	2:10.287	3:23.268	
27	1	9:22.125	1:50.878	1:09.807	2:08.965	3:21.914	50.561




58. ADAC Barbarossapreis

MSC-Sinzig e.V. im ADAC, Arienheller Str. 41a, D-56598 Rheinbrohl

Nürburgring, Länge 24358 m

Nürburgring Langstrecken-Serie



DMSB Reg.-Nr. R-15499/26

Sector Times Rennen

961	Rauer(1) / Makes(2) / Goodman(3)		Porsche 718 Cayman GT4 CS			theoretical besttime:8:38.154	
Lap	Driver	Laptime	Sector 1	Sector 2	Sector 3	Sector 4	Sector 5
1	3	8:47.405	1:15.756	1:11.179	2:09.232	3:21.082	50.156
2	3	8:59.322	1:11.252	1:09.402	2:07.623	3:40.757	50.288
3	3	9:21.542	1:12.031	1:09.122	2:07.584	4:02.828	49.977
4	3	8:40.987	1:11.952	1:10.478	2:08.157	3:20.277	50.123
5	3	8:43.045	1:11.983	1:09.531	2:09.183	3:22.429	49.919
6	3	8:42.375	1:11.594	1:10.585	2:09.079	3:21.145	49.972
7	3	8:40.438 #	1:12.440	1:09.782	2:07.698	3:20.346	50.172
8	3	9:03.918	1:12.180	1:09.903	2:14.375	3:29.215	
9	2	12:11.030	4:04.186	1:12.093	2:25.285	3:37.344	52.122
10	2	8:49.265	1:12.736	1:11.051	2:10.959	3:24.126	50.393
11	2	8:48.108	1:11.476	1:10.807	2:10.720	3:24.328	50.777
12	2	9:09.706	1:12.394	1:11.414	2:10.951	3:43.831	51.116
13	2	9:10.012	1:11.569	1:10.566	2:10.787	3:46.086	51.004
14	2	9:32.898	1:11.915	1:10.263	2:11.844	4:08.052	50.824
15	2	9:31.866	1:11.906	1:11.053	2:12.084	4:04.544	52.279
16	2	8:52.400	1:12.373	1:10.697	2:10.662	3:27.704	50.964
17	2	9:03.469	1:11.793	1:10.975	2:12.870	3:29.323	
18	1	11:58.739	4:12.794	1:12.868	2:14.210	3:27.918	50.949
19	1	8:50.794	1:12.013	1:11.368	2:10.605	3:25.635	51.173
20	1	8:51.902	1:12.565	1:11.797	2:10.370	3:26.144	51.026
21	1	8:51.364	1:12.210	1:11.573	2:10.680	3:25.794	51.107
22	1	8:48.996	1:11.737	1:10.505	2:09.426	3:25.168	52.160
23	1	8:46.445	1:12.080	1:10.534	2:09.292	3:23.296	51.243
24	1	8:48.075	1:12.275	1:11.987	2:09.930	3:23.143	50.740
25	1	8:55.346	1:12.293	1:10.413	2:09.804	3:24.359	
26	1	9:32.784	1:55.169	1:10.716	2:09.596	3:26.337	50.966
27	1	8:48.854	1:11.887	1:10.253	2:10.875	3:24.735	51.104

962	Stegmann(1) / Oberheim(2) / Zulauf(3)		Porsche 718 Cayman GT4 CS			theoretical besttime:8:35.858	
Lap	Driver	Laptime	Sector 1	Sector 2	Sector 3	Sector 4	Sector 5
1	2	8:38.470 #	1:12.402	1:09.204	2:07.909	3:18.292	50.663
2	2	8:59.544	1:11.255	1:08.934	2:08.538	3:40.371	50.446
3	2	9:28.964	1:11.332	1:09.910	2:08.323	4:09.142	50.257
4	2	8:41.070	1:12.341	1:10.584	2:07.480	3:20.768	49.897
5	2	8:41.408	1:11.418	1:10.362	2:08.993	3:19.954	50.681
6	2	8:41.678	1:11.708	1:10.687	2:07.852	3:20.997	50.434
7	2	8:42.947	1:12.422	1:10.114	2:08.315	3:21.330	50.766
8	2	9:03.262	1:12.661	1:09.893	2:13.712	3:29.592	
9	3	12:19.229	4:12.105	1:10.734	2:25.556	3:39.657	51.177
10	3	8:46.537	1:12.856	1:10.100	2:09.424	3:23.830	50.327
11	3	8:45.700	1:11.325	1:10.073	2:10.653	3:23.151	50.498
12	3	14:58.378	1:12.177	1:28.424	3:59.390	6:23.086	




58. ADAC Barbarossapreis

MSC-Sinzig e.V. im ADAC, Arienheller Str. 41a, D-56598 Rheinbrohl

Nürburgring, Länge 24358 m

Nürburgring Langstrecken-Serie



DMSB Reg.-Nr. R-15499/26

Sector Times Rennen

966	Berwanger(1) / Stieler(2) / Höber(3)			Porsche 718 Cayman GT4 CS			theoretical besttime:8:52.263	
Lap	Driver	Laptime	Sector 1	Sector 2	Sector 3	Sector 4	Sector 5	
1	3	9:01.738	1:17.830	1:12.391	2:12.054	3:28.019	51.444	
2	3	9:14.596	1:13.632	1:10.956	2:10.913	3:46.794	52.301	
3	3	9:31.181	1:12.330	1:11.065	2:11.497	4:04.183	52.106	
4	3	8:55.974	1:13.226	1:11.261	2:11.489	3:28.031	51.967	
5	3	8:55.867	1:12.796	1:12.770	2:11.251	3:27.207	51.843	
6	3	8:59.550	1:13.508	1:11.730	2:12.017	3:30.267	52.028	
7	3	9:03.171	1:13.383	1:12.798	2:16.375	3:28.777	51.838	
8	3	9:24.993	1:14.018	1:13.955	2:21.152	3:35.867		
9	1	12:30.497	4:22.056	1:11.919	2:26.770	3:37.972	51.780	
10	1	8:54.218 #	1:12.142	1:11.206	2:11.450	3:27.565	51.855	
11	1	8:54.377	1:11.985	1:11.609	2:12.073	3:27.508	51.202	

969	Graberg(1) / Eisberg(2) / Sartingen(3)			Porsche 718 Cayman GT4 CS			theoretical besttime:8:48.684	
Lap	Driver	Laptime	Sector 1	Sector 2	Sector 3	Sector 4	Sector 5	
1	2	8:58.243	1:17.676	1:11.931	2:10.989	3:26.082	51.565	
2	2	9:10.437	1:12.255	1:10.911	2:10.329	3:45.554	51.388	
3	2	9:21.746	1:12.124	1:10.470	2:09.630	3:58.167	51.355	
4	2	8:52.609 #	1:11.863	1:10.033	2:09.568	3:26.225	54.920	
5	2	8:54.317	1:13.408	1:10.961	2:10.254	3:26.656	53.038	
6	2	9:00.590	1:12.097	1:12.489	2:11.247	3:28.737	56.020	
7	2	8:57.031	1:12.390	1:12.723	2:09.351	3:29.131	53.436	
8	2	9:07.915	1:13.031	1:12.048	2:12.851	3:29.274		
9	1	12:27.573	4:18.167	1:12.367	2:26.105	3:38.550	52.384	
10	1	8:59.501	1:14.078	1:12.605	2:12.066	3:28.889	51.863	
11	1	9:03.342	1:12.980	1:12.327	2:12.882	3:33.269	51.884	
12	1	9:12.428	1:15.224	1:12.442	2:12.640	3:39.718	52.404	
13	1	9:20.140	1:13.594	1:11.774	2:13.051	3:49.727	51.994	
14	1	9:34.939	1:12.660	1:12.428	2:12.581	4:05.764	51.506	
15	1	9:32.725	1:13.243	1:11.762	2:12.955	4:03.033	51.732	
16	1	8:59.071	1:12.958	1:12.048	2:12.446	3:30.100	51.519	
17	1	9:09.010	1:12.894	1:12.079	2:14.100	3:30.163		
18	3	12:25.098	4:18.259	1:16.928	2:18.808	3:36.291	54.812	
19	3	9:19.982	1:14.684	1:15.761	2:18.664	3:37.514	53.359	
20	3	9:15.855	1:15.057	1:14.761	2:17.886	3:34.954	53.197	
21	3	9:12.193	1:14.973	1:14.591	2:15.760	3:33.816	53.053	
22	3	9:07.063	1:13.761	1:13.414	2:14.458	3:32.327	53.103	
23	3	9:05.268	1:14.061	1:13.130	2:14.664	3:30.816	52.597	
24	3	8:59.743	1:13.825	1:12.141	2:12.359	3:29.045	52.373	
25	3	9:12.950	1:13.785	1:13.063	2:15.341	3:38.100	52.661	
26	3	9:16.596	1:14.341	1:16.594	2:19.223	3:33.557	52.881	



58. ADAC Barbarossapreis

MSC-Sinzig e.V. im ADAC, Arienheller Str. 41a, D-56598 Rheinbrohl

Nürburgring, Länge 24358 m

Nürburgring Langstrecken-Serie



DMSB Reg.-Nr. R-15499/26

Sector Times Rennen

971	Linden(1) / Hoffmeister(2) / Braun(3)			Porsche 718 Cayman GT4 CS			theoretical besttime:8:37.351	
Lap	Driver	Laptime	Sector 1	Sector 2	Sector 3	Sector 4	Sector 5	
1	2	8:43.443	1:15.341	1:09.925	2:07.683	3:20.123	50.371	
2	2	9:00.492	1:11.084	1:09.585	2:07.551	3:42.297	49.975	
3	2	9:24.082	1:10.733	1:09.418	2:07.629	4:06.136	50.166	
4	2	8:41.023 #	1:11.423	1:10.914	2:07.690	3:20.494	50.502	
5	2	8:42.983	1:11.448	1:10.032	2:08.770	3:22.674	50.059	
6	2	8:42.301	1:11.106	1:10.857	2:08.588	3:21.738	50.012	
7	2	8:41.264	1:12.916	1:10.642	2:08.057	3:19.859	49.790	
8	2	9:04.812	1:12.046	1:09.978	2:14.460	3:29.290		
9	1	12:18.039	4:07.775	1:11.558	2:25.614	3:42.042	51.050	
10	1	8:53.508	1:11.829	1:12.503	2:12.029	3:26.209	50.938	
11	1	8:51.238	1:12.663	1:10.519	2:10.027	3:25.721	52.308	
12	1	9:08.768	1:14.843	1:11.979	2:12.950	3:38.638	50.358	
13	1	9:05.885	1:12.071	1:10.937	2:09.330	3:42.778	50.769	
14	1	9:32.183	1:11.632	1:12.957	2:11.456	4:05.251	50.887	
15	1	9:30.980	1:11.680	1:11.906	2:10.361	4:06.171	50.862	
16	1	9:01.195	1:11.919	1:11.369	2:09.419	3:29.846		
17	3	11:46.560	3:56.068	1:13.086	2:13.327	3:32.523	51.556	
18	3	9:02.775	1:12.592	1:12.576	2:14.856	3:31.116	51.635	
19	3	8:58.392	1:12.888	1:11.989	2:12.315	3:29.786	51.414	
20	3	9:00.999	1:13.096	1:13.033	2:13.009	3:30.473	51.388	
21	3	9:03.608	1:13.540	1:12.186	2:13.747	3:31.545	52.590	
22	3	9:04.134	1:13.264	1:16.108	2:14.670	3:27.755	52.337	
23	3	8:58.804	1:13.691	1:11.680	2:13.288	3:28.854	51.291	
24	3	9:01.428	1:14.195	1:12.961	2:14.083	3:28.855	51.334	
25	3	9:22.208	1:13.410	1:16.035	2:14.436	3:35.674		
26	3	10:02.957	1:57.383	1:13.232	2:14.034	3:29.853	1:08.455	
27	3	9:07.845	1:13.191	1:13.023	2:16.348	3:33.553	51.730	

978	Lamsouguer(1) / Handrick(2) / Baunack(3)			Porsche 718 Cayman GT4 CS			theoretical besttime:9:03.405	
Lap	Driver	Laptime	Sector 1	Sector 2	Sector 3	Sector 4	Sector 5	
1	3	10:12.024	1:27.398	1:20.672	2:24.207	3:54.156		
2	3	10:54.172	2:07.694	1:17.763	2:23.489	4:09.789	55.437	
3	3	10:14.361	1:16.200	1:17.279	2:22.865	4:21.992	56.025	
4	3	9:39.116	1:18.164	1:18.498	2:22.394	3:45.982	54.078	
5	3	9:33.415	1:17.024	1:18.466	2:21.685	3:42.129	54.111	
6	3	9:37.070	1:16.245	1:18.142	2:20.989	3:47.477	54.217	
7	3	10:03.962	1:16.111	1:19.558	2:28.548	3:52.617	1:07.128	
8	3	10:14.954	1:16.599	1:19.977	2:35.570	3:56.854		
9	1	12:54.420	4:30.028	1:15.953	2:23.421	3:50.866	54.152	
10	1	9:23.622	1:15.246	1:15.457	2:22.853	3:35.878	54.188	
11	1	9:24.944	1:14.624	1:14.391	2:15.503	3:47.341	53.085	
12	1	9:24.479	1:14.492	1:13.590	2:15.841	3:47.351	53.205	



58. ADAC Barbarossapreis

MSC-Sinzig e.V. im ADAC, Arienheller Str. 41a, D-56598 Rheinbrohl

Nürburgring, Länge 24358 m

Nürburgring Langstrecken-Serie



DMSB Reg.-Nr. R-15499/26

Sector Times Rennen

13	1	9:51.748	1:16.083	1:14.487	2:18.410	4:10.489	52.279
14	1	9:54.774	1:14.773	1:13.724	2:20.250	4:13.244	52.783
15	1	9:15.544	1:14.079	1:15.911	2:16.048	3:36.444	53.062
16	1	9:39.365	1:16.431	1:16.775	2:21.335	3:41.878	
17	2	12:16.907	4:05.894	1:17.120	2:22.124	3:38.843	52.926
18	2	9:14.537	1:13.824	1:14.737	2:17.060	3:36.356	52.560
19	2	9:08.354	1:13.600	1:13.946	2:15.595	3:32.894	52.319
20	2	9:03.957 #	1:13.480	1:13.375	2:14.434	3:30.669	51.999
21	2	9:05.662	1:13.396	1:13.282	2:14.347	3:32.627	52.010
22	2	9:09.320	1:14.072	1:14.072	2:15.859	3:33.606	51.711
23	2	9:09.834	1:13.454	1:14.979	2:16.956	3:32.192	52.253
24	2	9:34.705	1:15.197	1:16.146	2:19.020	3:39.624	1:04.718
25	2	9:31.235	1:14.540	1:16.230	2:19.720	3:41.961	58.784

979	'Maximilian'(1) / Jacobs(2) / Blümer(3)		Porsche 718 Cayman GT4 GS			theoretical besttime:8:53.576	
-----	---	--	---------------------------	--	--	-------------------------------	--

Lap	Driver	Laptime	Sector 1	Sector 2	Sector 3	Sector 4	Sector 5
1	2	9:18.133	1:21.459	1:14.234	2:16.908	3:33.995	51.537
2	2	9:16.335	1:12.985	1:11.306	2:11.630	3:48.987	51.427
3	2	9:34.874	1:13.306	1:11.848	2:14.064	4:03.023	52.633
4	2	8:58.816	1:13.747	1:11.665	2:13.109	3:29.033	51.262
5	2	8:55.477 #	1:13.573	1:11.645	2:12.370	3:26.393	51.496
6	2	9:05.286	1:13.184	1:13.075	2:13.017	3:34.270	51.740
7	2	9:06.986	1:14.090	1:11.986	2:13.785	3:34.861	52.264
8	2	9:15.243	1:13.665	1:12.248	2:16.064	3:32.763	
9	2	12:42.254	4:08.760	1:17.124	2:33.467	3:49.897	53.006
10	1	9:37.817	1:16.752	1:19.724	2:21.665	3:43.862	55.814
11	1	9:33.738	1:17.795	1:18.193	2:21.612	3:42.793	53.345
12	1	9:46.307	1:17.242	1:17.356	2:22.390	3:55.645	53.674
13	1	10:14.630	1:17.923	1:17.757	2:24.265	4:20.592	54.093
14	1	10:09.813	1:16.737	1:17.188	2:21.418	4:20.819	53.651
15	1	9:54.818	1:16.808	1:15.692	2:23.833	4:05.401	53.084
16	1	9:46.108	1:18.706	1:18.104	2:21.440	3:45.914	
17	1	11:06.166	2:49.696	1:17.354	2:21.227	3:44.447	53.442
18	1	9:47.411	1:17.238	1:17.583	2:24.209	3:46.607	
19	3	12:27.336	4:18.431	1:17.026	2:21.703	3:37.897	52.279
20	3	9:10.384	1:13.219	1:13.626	2:16.125	3:34.944	52.470
21	3	9:12.306	1:13.448	1:12.988	2:17.127	3:36.621	52.122
22	3	9:03.804	1:13.448	1:12.884	2:14.780	3:30.911	51.781
23	3	9:07.933	1:14.123	1:14.409	2:17.165	3:30.787	51.449
24	3	9:02.123	1:13.094	1:12.710	2:14.488	3:29.344	52.487
25	3	9:02.918	1:13.344	1:13.021	2:14.607	3:30.033	51.913

982	Krombach(1) / Kunz(2) / Düker(3)		Porsche 718 Cayman GT4 CS			theoretical besttime:8:55.092	
-----	----------------------------------	--	---------------------------	--	--	-------------------------------	--

Lap	Driver	Laptime	Sector 1	Sector 2	Sector 3	Sector 4	Sector 5
1	1	9:06.640	1:19.235	1:13.094	2:12.702	3:30.374	51.235



58. ADAC Barbarossapreis

MSC-Sinzig e.V. im ADAC, Arienheller Str. 41a, D-56598 Rheinbrohl

Nürburgring, Länge 24358 m

Nürburgring Langstrecken-Serie



DMSB Reg.-Nr. R-15499/26

Sector Times Rennen

2	1	9:25.379	1:13.971	1:12.357	2:13.177	3:53.779	52.095
3	1	9:36.938	1:13.953	1:13.149	2:14.063	4:03.347	52.426
4	1	9:06.277	1:14.882	1:13.010	2:13.789	3:32.295	52.301
5	1	9:11.222	1:13.332	1:14.468	2:15.993	3:35.371	52.058
6	1	9:10.421	1:13.835	1:13.093	2:16.724	3:34.926	51.843
7	1	9:09.206	1:14.129	1:14.124	2:15.325	3:32.590	53.038
8	1	9:31.777	1:13.772	1:13.047	2:19.619	3:44.884	
9	3	12:15.476	4:04.424	1:13.128	2:26.980	3:39.263	51.681
10	3	9:05.798	1:12.374	1:12.878	2:16.067	3:30.521	53.958
11	3	8:56.827 #	1:13.057	1:11.956	2:11.828	3:28.512	51.474
12	3	9:21.255	1:12.381	1:11.354	2:11.617	3:53.025	52.878
13	3	9:40.380	1:13.201	1:13.669	2:15.831	4:05.763	51.916
14	3	9:38.589	1:13.207	1:12.504	2:12.206	4:06.928	53.744
15	3	9:36.988	1:12.445	1:11.990	2:14.599	4:05.217	52.737
16	3	9:08.141	1:12.973	1:12.474	2:15.524	3:35.362	51.808
17	3	9:12.397	1:12.653	1:11.636	2:13.269	3:35.053	
18	2	12:05.581	4:13.586	1:14.358	2:14.535	3:31.472	51.630
19	2	9:11.662	1:14.681	1:14.267	2:17.238	3:32.951	52.525
20	2	9:06.479	1:14.800	1:12.737	2:16.834	3:30.398	51.710
21	2	9:05.937	1:14.342	1:12.799	2:16.177	3:30.579	52.040
22	2	9:02.605	1:13.731	1:12.248	2:14.421	3:30.556	51.649
23	2	9:07.603	1:15.546	1:12.668	2:14.886	3:31.383	53.120
24	2	9:22.786	1:14.658	1:13.529	2:19.861	3:43.094	51.644
25	2	9:33.164	1:14.660	1:12.838	2:14.540	3:31.278	1:19.848
26	2	9:09.032	1:18.025	1:12.435	2:13.858	3:32.730	51.984

