



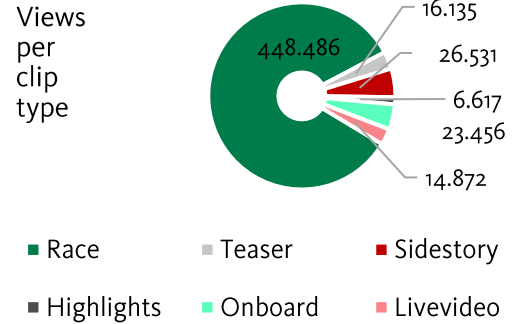
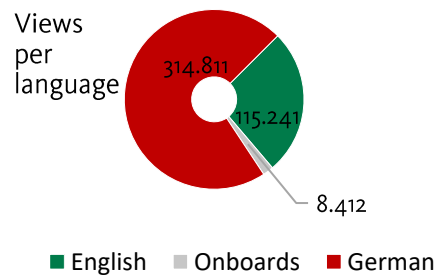
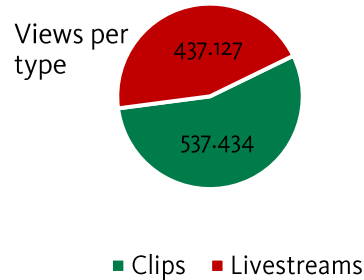
REPORTING | RENNEN 5



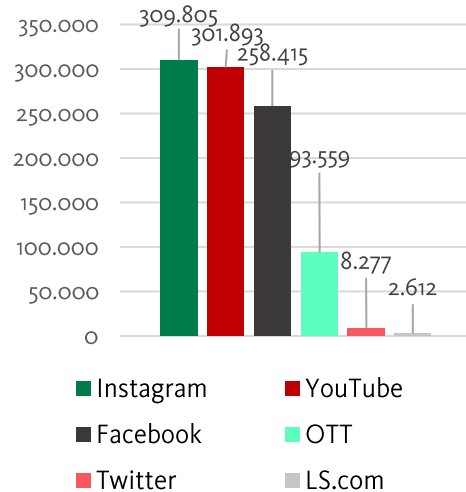
Total Views 974.561

Total Views Livestreams 438.464

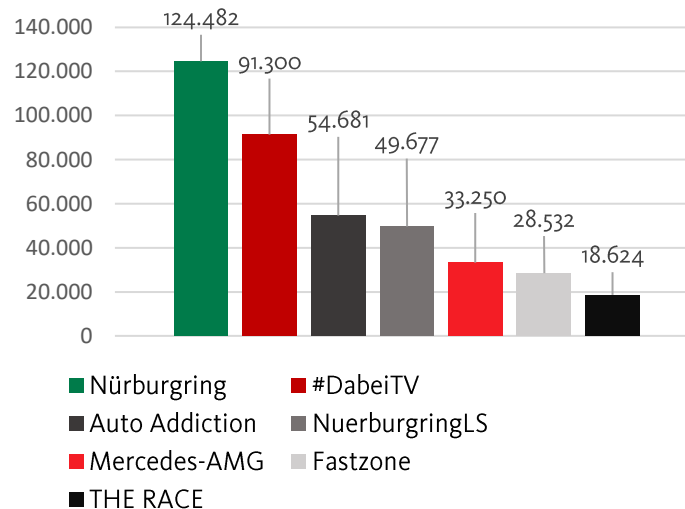
Total Views Clips 536.097



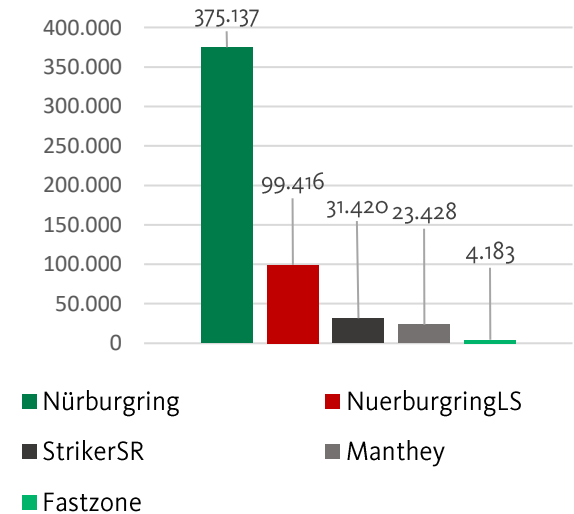
Views per Platform



Top Livestream Providers



Top Clip Providers




Livestreams



Clips

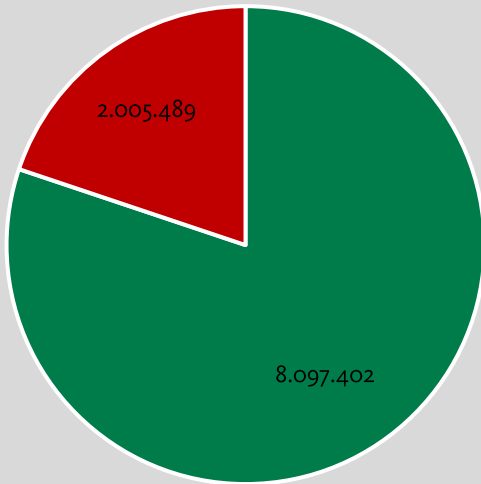


Embeddings



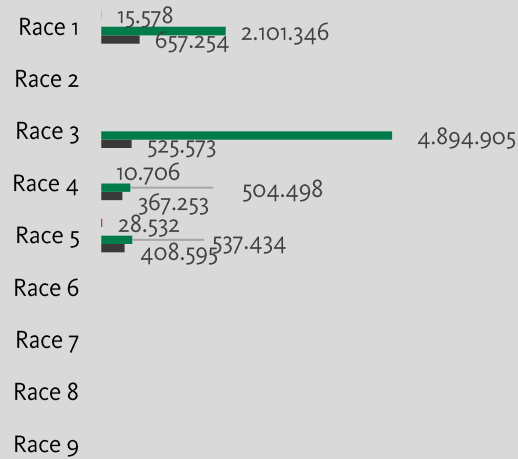
Total views 10.269.553

Views Per Type



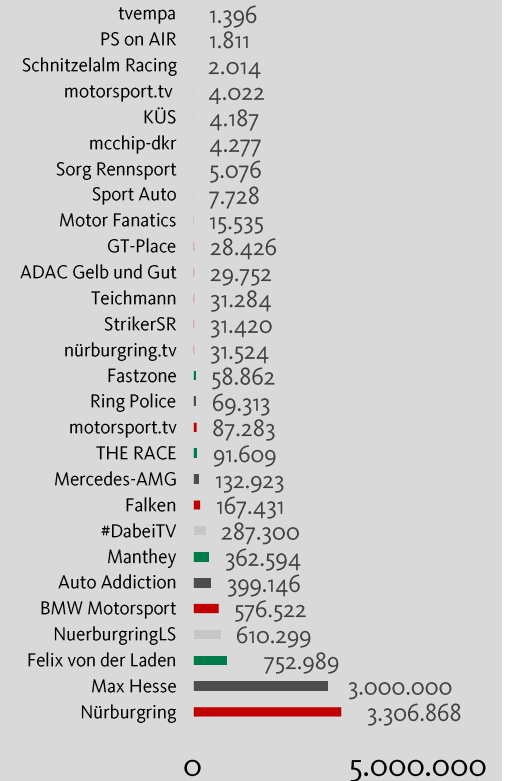
■ Clips ■ Livestream

Views Distribution and Boosted



■ Boosted Livestreams
■ Boosted Clips
■ Clips Distribution
■ Livestreams Distribution

Top Views Providers



Nürburgring YouTube Streams

NLS YouTube Streams

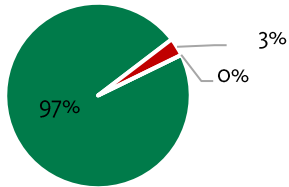
Total hours viewed
62.442 hours

Average watch time
24 minutes 45 seconds

Total hours viewed
16.008 hours

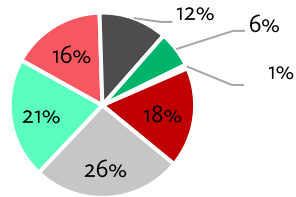
Average watch time
27 minutes 31 seconds

Gender



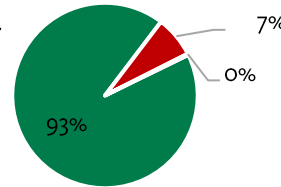
■ male ■ female ■ diverse

Age



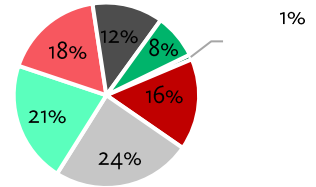
■ 13-17 ■ 18-24 ■ 25-34 ■ 35-44
■ 45-54 ■ 55-64 ■ 65+

Gender



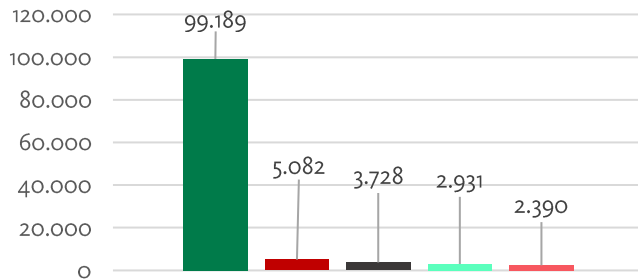
■ male ■ female ■ diverse ■

Age



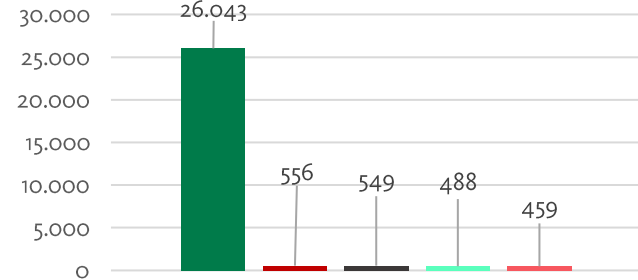
■ 13-17 ■ 18-24 ■ 25-34 ■ 35-44
■ 45-54 ■ 55-64 ■ 65+

Views per country (Top 5)



■ Germany ■ United States ■ Japan
■ United Kingdom ■ Switzerland

Views per country (Top 5)



■ Germany ■ Switzerland ■ Japan
■ United Kingdom ■ United States